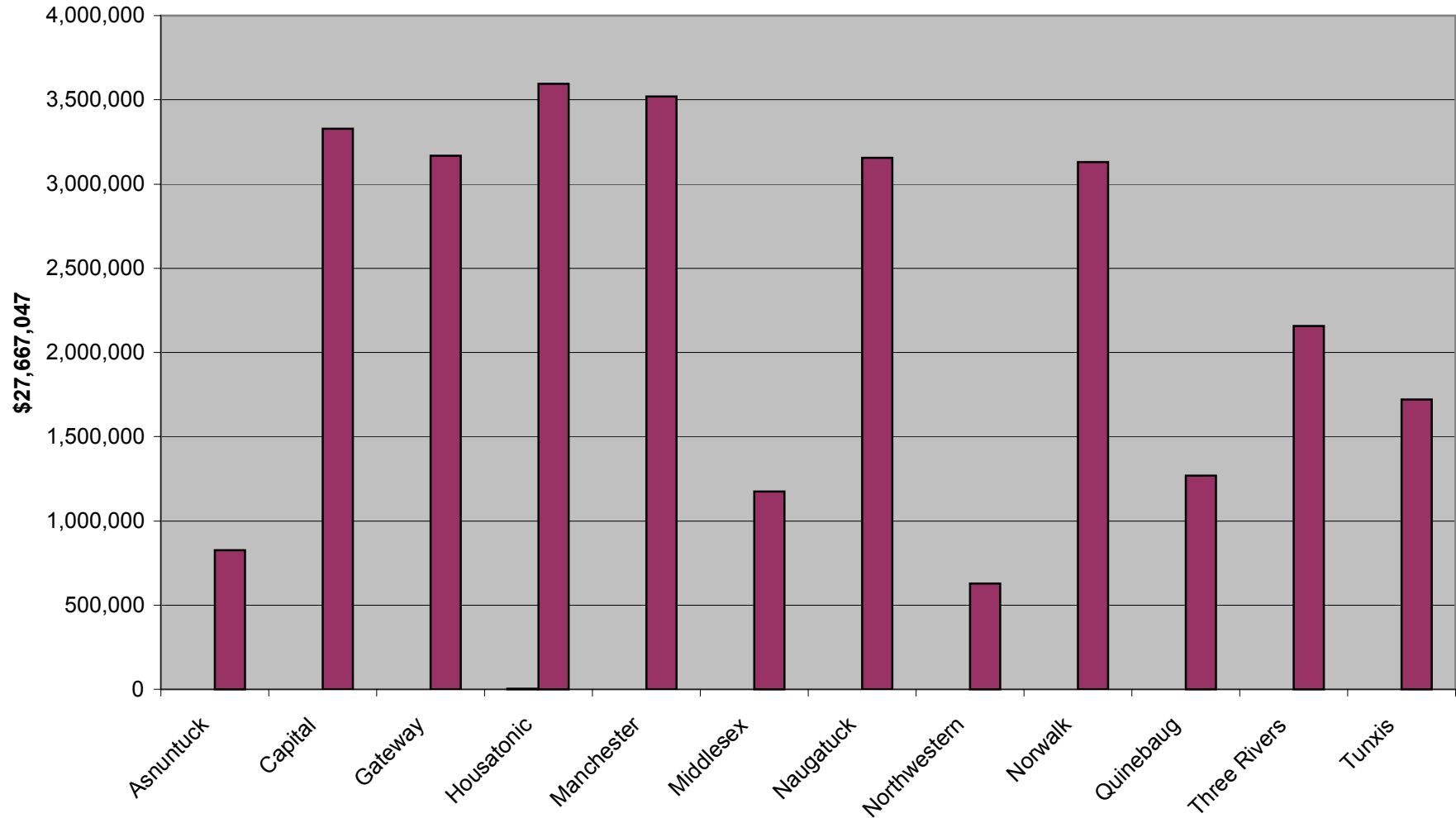


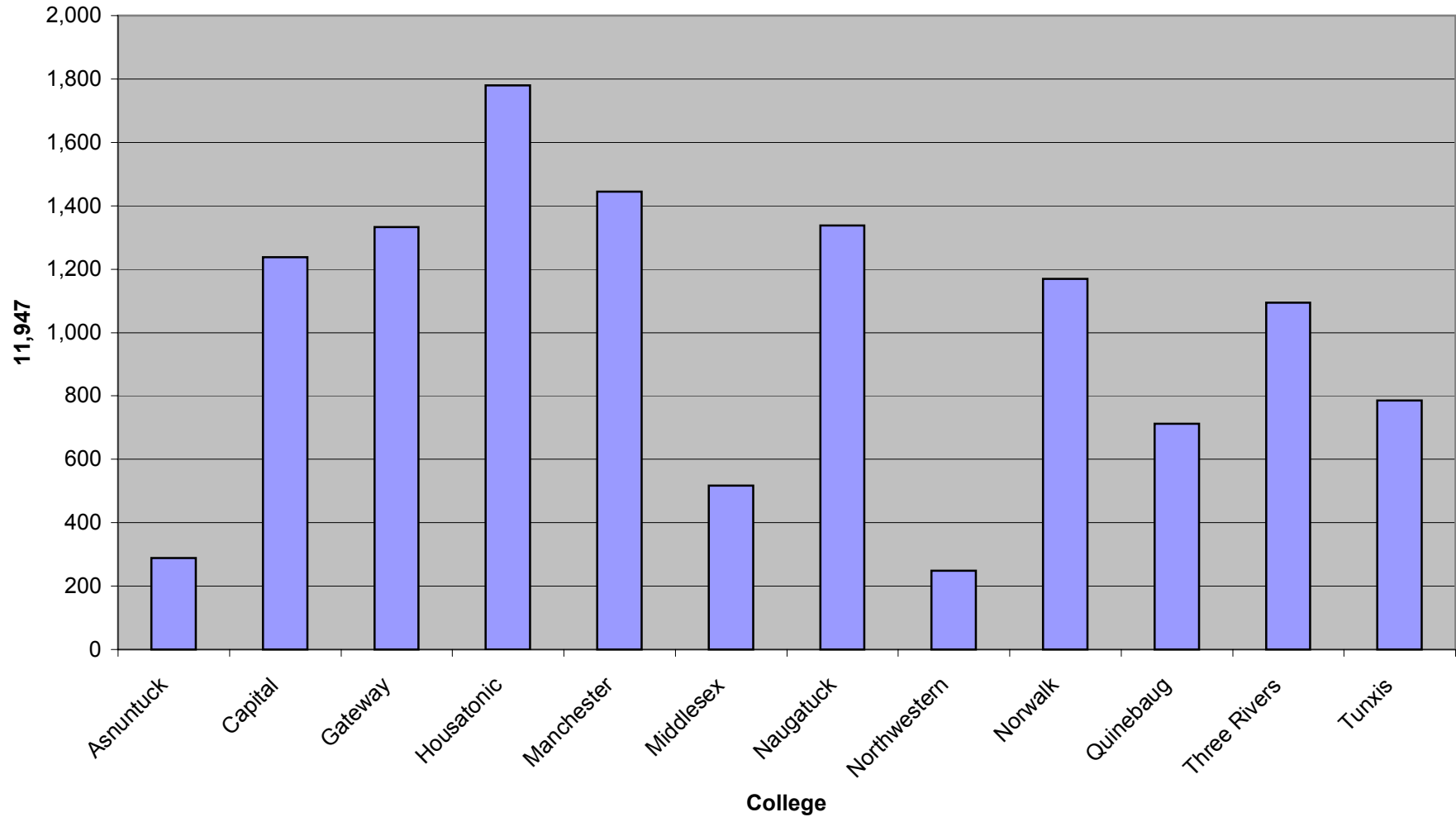
# Connecticut Community Colleges

Total Financial Aid 2000-01 AY by College

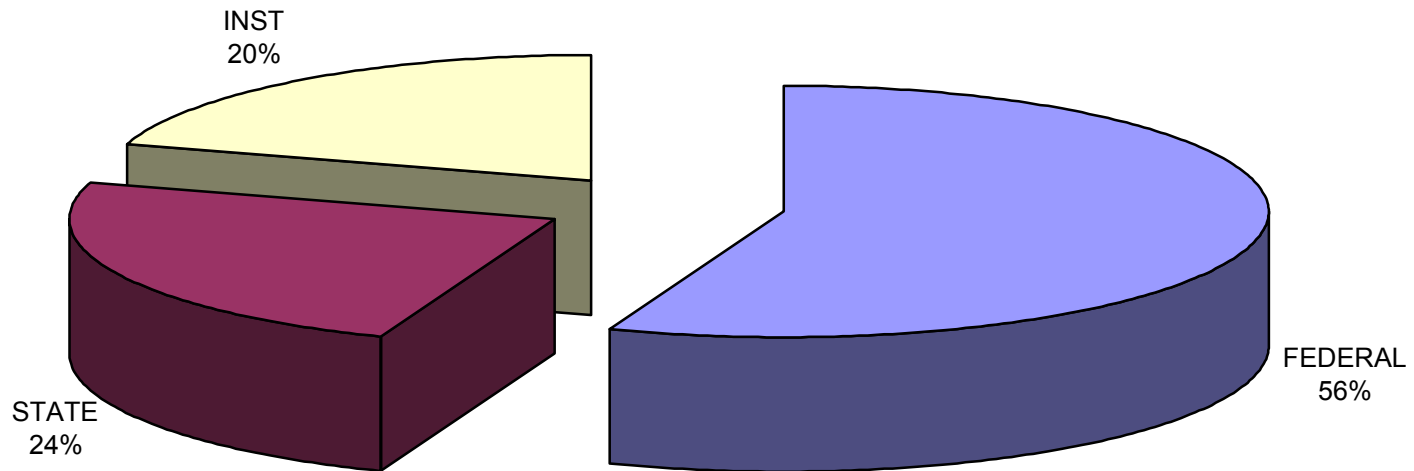


# Connecticut Community Colleges

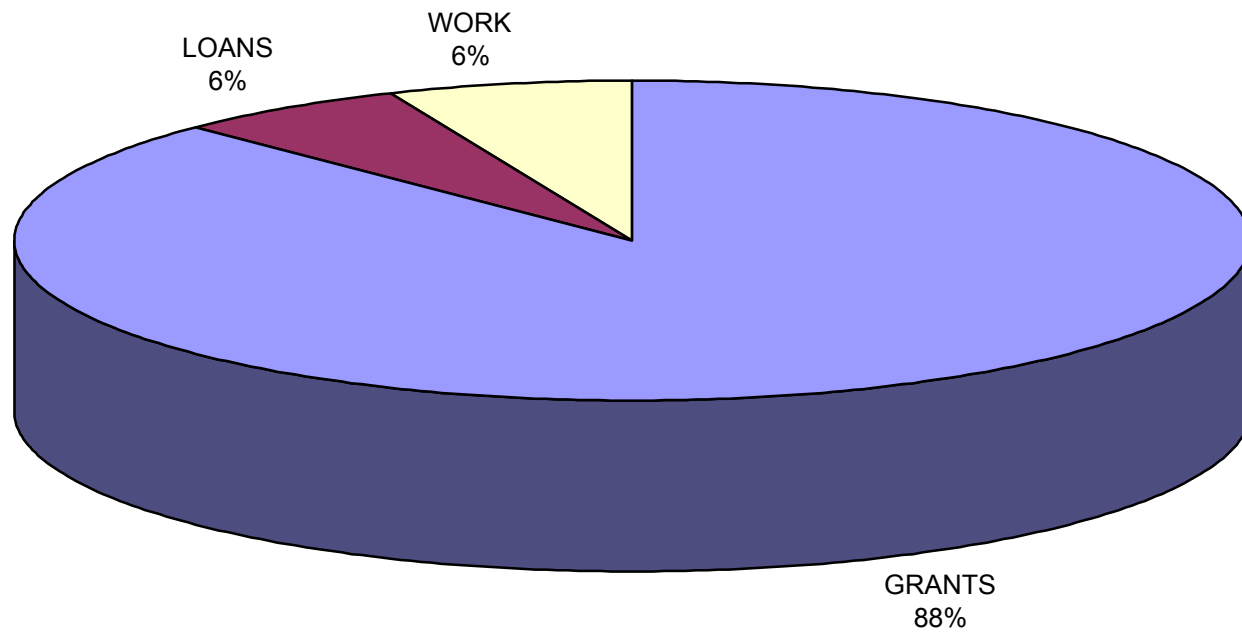
Total Financial Aid Recipients 2000-01 AY by College



# Connecticut Community Colleges Financial Aid by Source



# Connecticut Community Colleges Financial Aid by Type



**CONNECTICUT COMMUNITY COLLEGES  
2000-2001 AWARD YEAR  
FINANCIAL AID RECIPIENTS AND DOLLARS**

<b>COLLEGE</b>	<b>STUDENTS</b>	<b>TOTAL PAID</b>	<b>GRANTS</b>	<b>LOANS</b>	<b>WORK</b>	<b>SCHL</b>	<b>FEDERAL</b>	<b>STATE</b>	<b>INST</b>
Asnuntuck	289	\$824,273	\$645,507	\$114,467	\$64,299	\$0	\$464,264	\$180,812	\$179,198
Capital	1,237	\$3,327,941	\$2,806,080	\$128,801	\$393,060	\$0	\$1,798,746	\$999,631	\$529,564
Gateway	1,333	\$3,168,691	\$2,915,030	\$129,081	\$124,580	\$0	\$1,848,986	\$719,655	\$600,050
Housatonic	1,779	\$3,595,040	\$3,256,336	\$169,522	\$169,182	\$0	\$2,296,634	\$670,001	\$628,404
Manchester	1,444	\$3,519,489	\$3,153,015	\$141,436	\$225,038	\$0	\$1,785,997	\$983,481	\$750,012
Middlesex	517	\$1,174,716	\$1,046,559	\$7,000	\$121,157	\$0	\$653,776	\$318,686	\$202,254
Naugatuck	1,338	\$3,154,221	\$2,849,187	\$177,495	\$127,539	\$0	\$1,648,014	\$893,190	\$613,017
Northwestern	248	\$627,278	\$546,726	\$63,265	\$17,287	\$0	\$311,149	\$132,464	\$183,665
Norwalk	1,169	\$3,129,242	\$2,678,917	\$46,661	\$282,725	\$120,939	\$1,433,221	\$845,688	\$729,069
Quinebaug	713	\$1,268,945	\$1,109,091	\$57,722	\$88,556	\$13,575	\$701,476	\$254,053	\$211,704
Three Rivers	1,094	\$2,156,681	\$1,708,355	\$350,866	\$97,460	\$0	\$1,327,357	\$340,377	\$488,948
Tunxis	786	\$1,720,529	\$1,403,109	\$254,201	\$63,220	\$0	\$1,071,225	\$233,460	\$415,844
<b>TOTAL</b>	<b>11,947</b>	<b>\$27,667,046</b>	<b>\$24,117,912</b>	<b>\$1,640,518</b>	<b>\$1,774,103</b>	<b>\$134,514</b>	<b>\$15,340,845</b>	<b>\$6,571,497</b>	<b>\$5,531,729</b>