



Student Financial Aid

Connecticut Community Colleges

Presentation to the Higher Education & Employment Advancement Committee

February 8, 2007

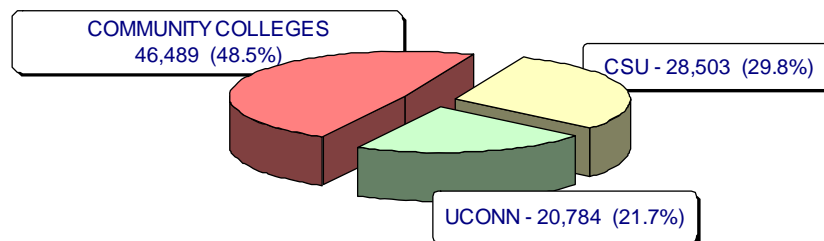


Connecticut Community Colleges

- **State Board of Trustees**
- **12 community colleges**
- **System Office - Hartford**
- **46,489 credit students – Fall 2006**
- **42% of students received financial aid for the 2005-06 academic year**

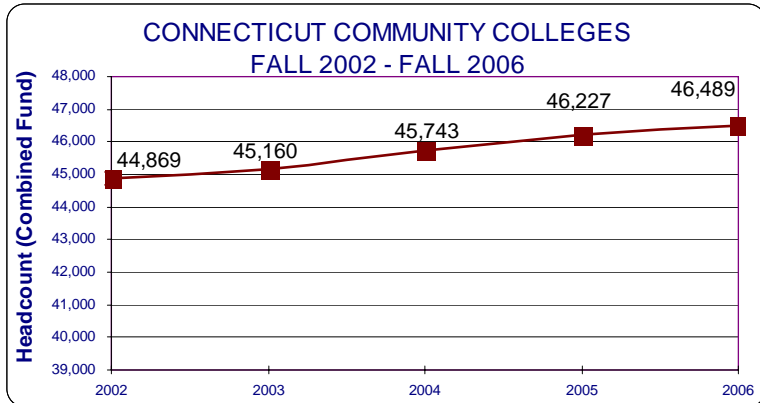
Fall 2006 Credit Enrollment

UNDERGRADUATES AT PUBLIC INSTITUTIONS FALL 2006 HEADCOUNT ENROLLMENT

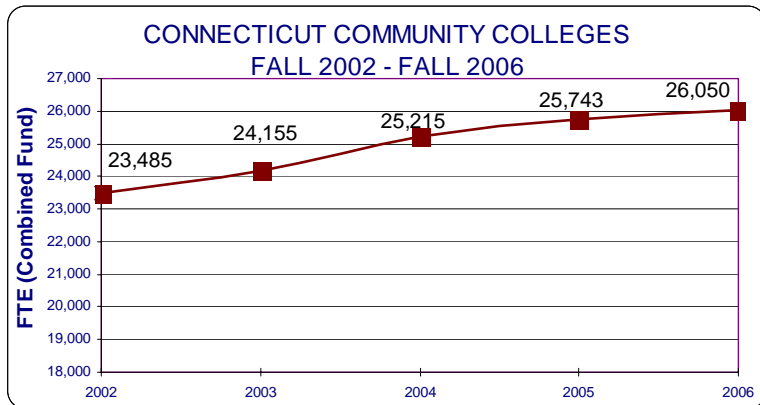


- 46,489 students
- 49% of all undergraduate enrollments in Connecticut public higher education

Fall 2006 Credit Enrollment



- 46,489 students
 - 0.6 % increase over 2005
 - highest level in history of the system



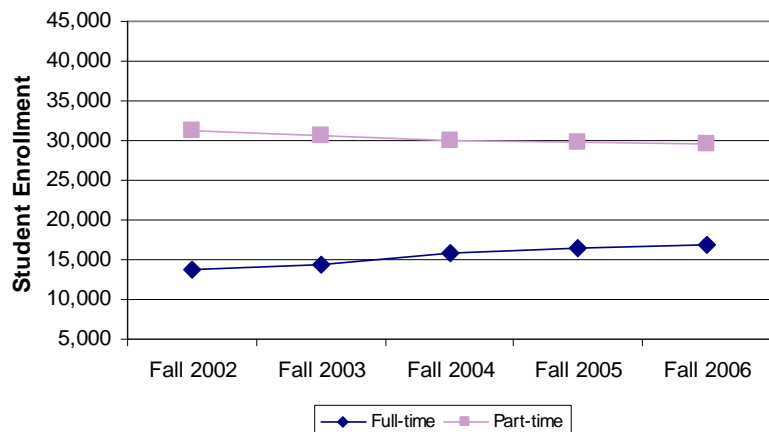
- 26,050 FTE
 - 1% increase over 2005
 - highest level in history of the system

Headcount Enrollment

Student Enrollment

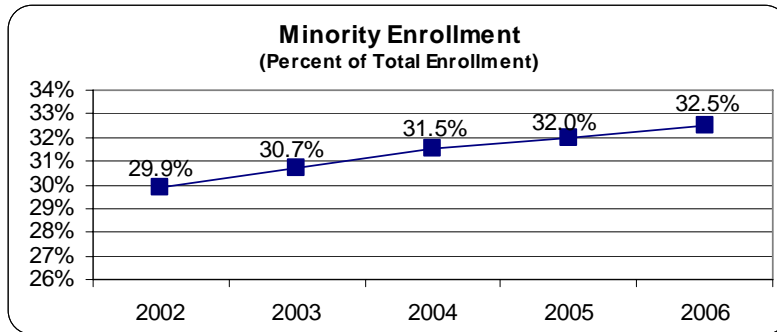
	Fall 2002	Fall 2003	Fall 2004	Fall 2005	Fall 2006
Full-time	13,715	14,469	15,798	16,385	16,827
Part-time	31,154	30,691	29,945	29,842	29,662
Total	44,869	45,160	45,743	46,227	46,489

- 16,827 (36%) full-time
- 29,662 (64%) part-time



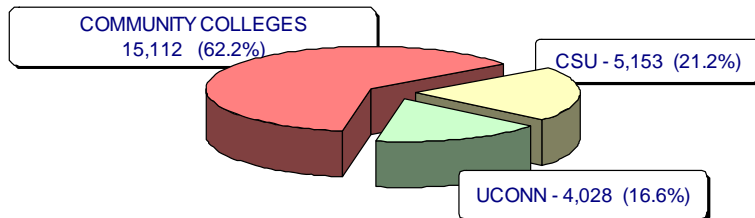
- ◆ 58% increase in full-time attendance since Fall 1999

Minority Enrollment



- 15,112 (32.5%) minority
- 28.9 % African American and Hispanic
- 66.8% of African American and Hispanic undergraduates in CT Public Higher Education
- 12.7 % increase in minority enrollment since 2002
- 62.2% of all minority enrollments in CT Public Higher Education

UNDERGRADUATES AT PUBLIC INSTITUTIONS FALL 2006 MINORITY ENROLLMENT



Ensuring Student Access

- **Each college offers a comprehensive financial aid program & office to serve students directly**
- **The System Office provides the technical infrastructure and functions as a “service bureau” for the colleges, so each college can respond to student & parent needs through outreach and support activities.**

Ensuring Student Access

- **All colleges use one common FREE application for financial aid (FAFSA), available in both English & Spanish versions.**
- **Colleges currently process over 34,000 financial aid applications each school year.**
- **94% of applicants apply over the Internet using college kiosks, libraries, welcome centers, and financial aid offices.**
- **Students can track financial aid applications and awards on our secure self-service website, available 24/7. It's our "virtual" financial aid office.**

Meeting College Costs

A student's Cost of Attendance consists of the following components:

- Tuition & Fees
- Books & Supplies
- Room & Board
- Transportation
- Personal/Miscellaneous Expenses

Tuition and Fee Rates

- **Annual
Tuition and Fees
Full-time Students**

2006-07

- **\$2,672**

2007-08

- **\$2,828**

- **Semester
Tuition and Fees
Part-time Students
(6 credits)**

2006-07

- **\$677.00**

2007-08

- **\$716.00**

Meeting College Costs

We award financial aid to students with financial need.

Financial need is simply described as:

	Cost of Attendance	\$12,000
<i>Minus</i>	Family Contribution	(\$ 3,000)
	<hr/>	
	Financial Need	\$ 9,000

Meeting College Costs

Sources & Types of Financial Aid

- Federal Government (Pell Grants, College Work-Study, Family Education Loans)**

- State Government (Connecticut Aid to Public College Students, CAPCS)**

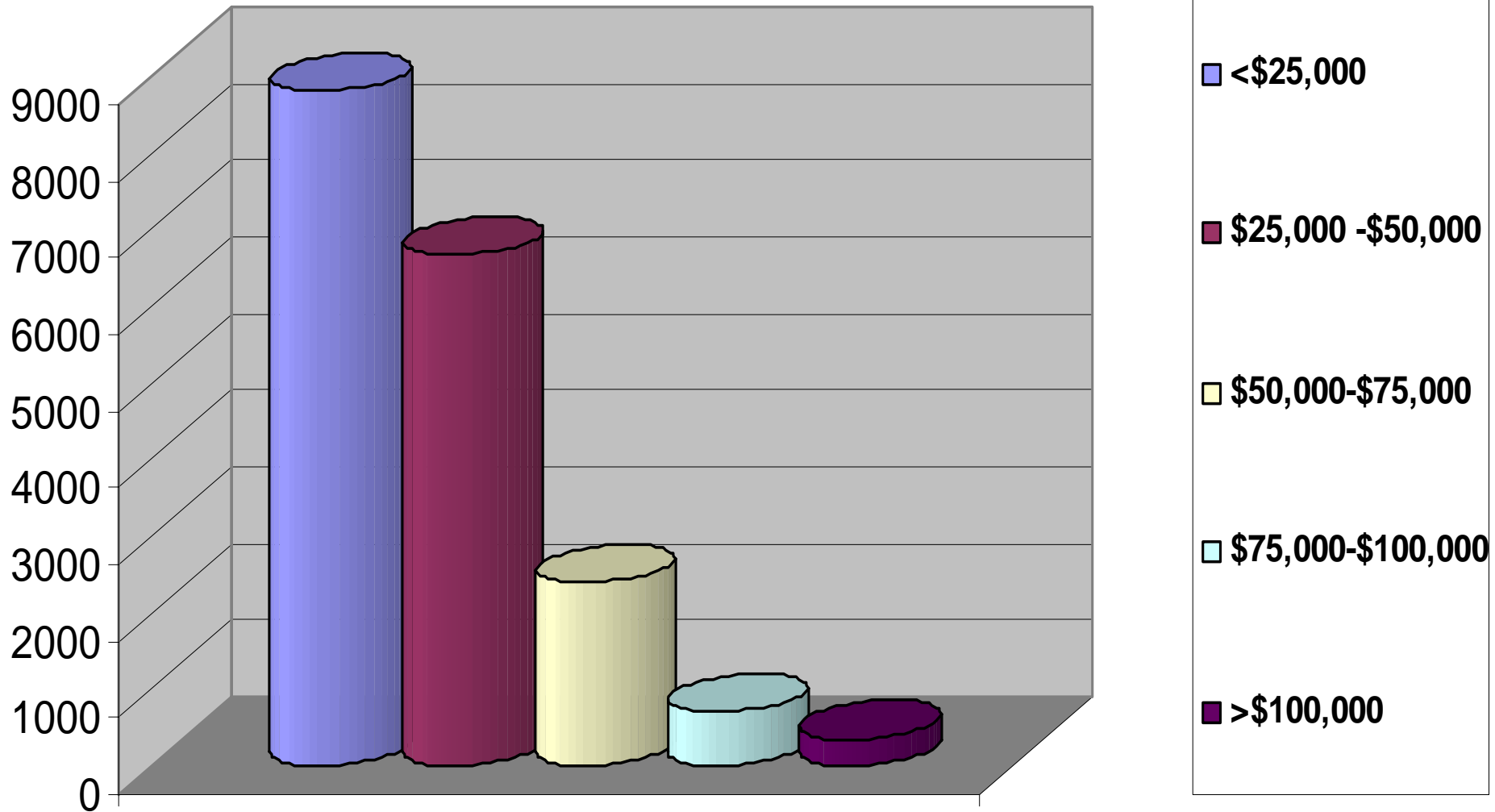
- Colleges (Tuition Set-Aside Program)**

Financial Aid Facts

For the 2005-06 Award Year.....

- **19,200 financial aid recipients**
- **13,000 Pell Grant recipients**
- **\$46 million in financial aid**
- **99% of aid is need-based assistance**
- **Unmet financial need of \$106 million**
- **Average unmet need of \$5,567**

Family Incomes of Financial Aid Recipients

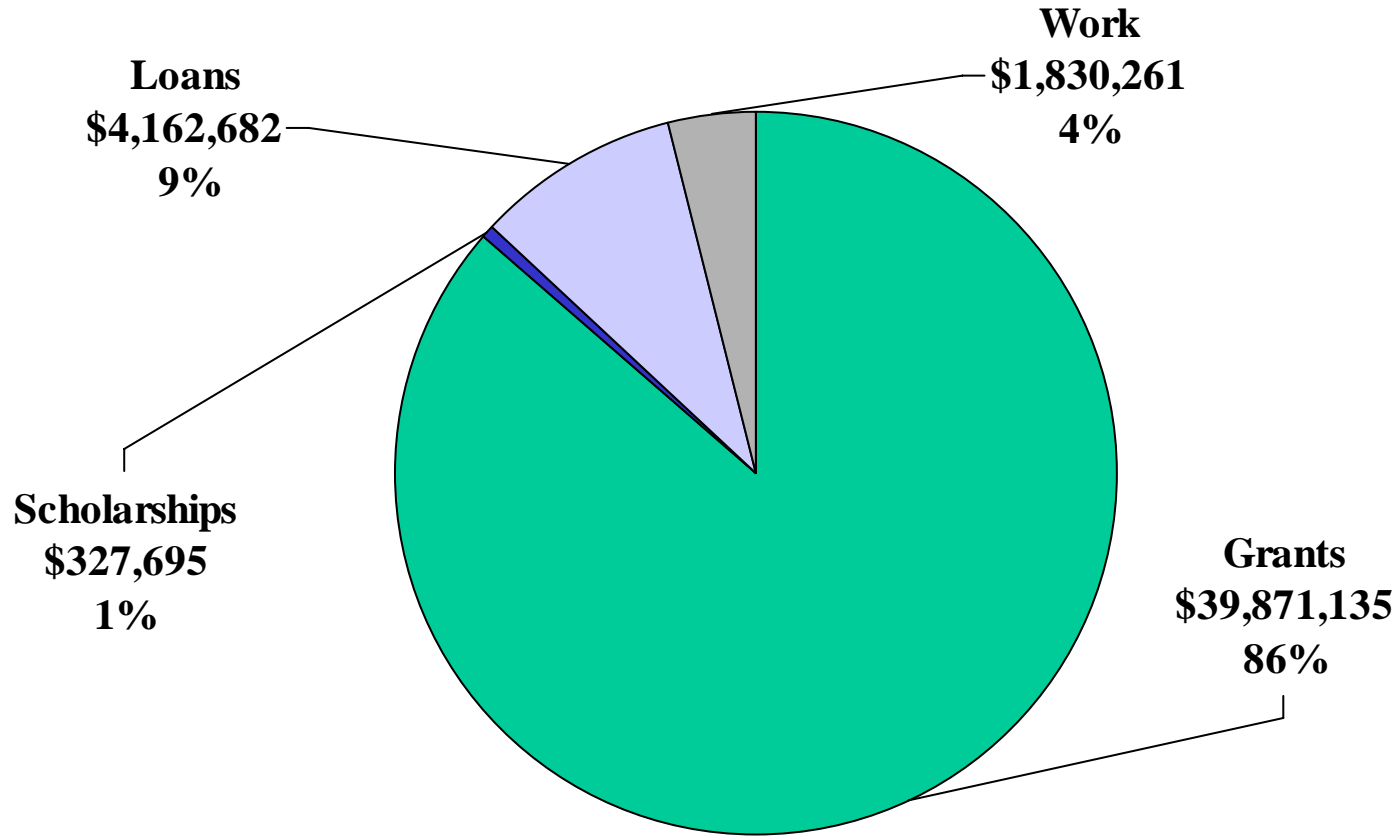


Financial Aid Facts

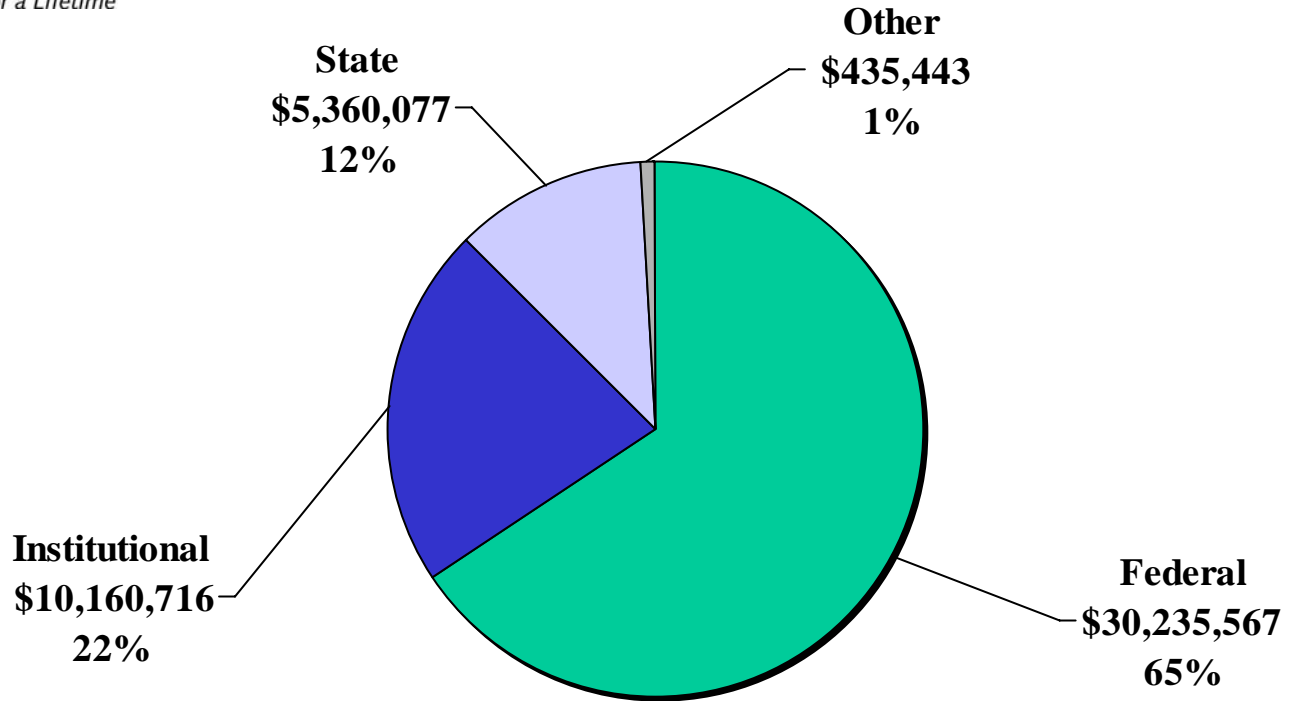
Typical financial aid recipient.....

- **Female**
- **32 years old**
- **Single head of household**
- **Average household size of 2.5 members**
- **2004 family income <\$24,000**

Types of Financial Aid



Sources of Financial Aid





Connecticut Aid to Public College Students (CAPCS)

During the 2005-06 award year.....

- **\$5,356,736 in awards to students**
- **6,219 recipients**
- **3,243 minority recipients (52%)**
- **\$861 Average Award**

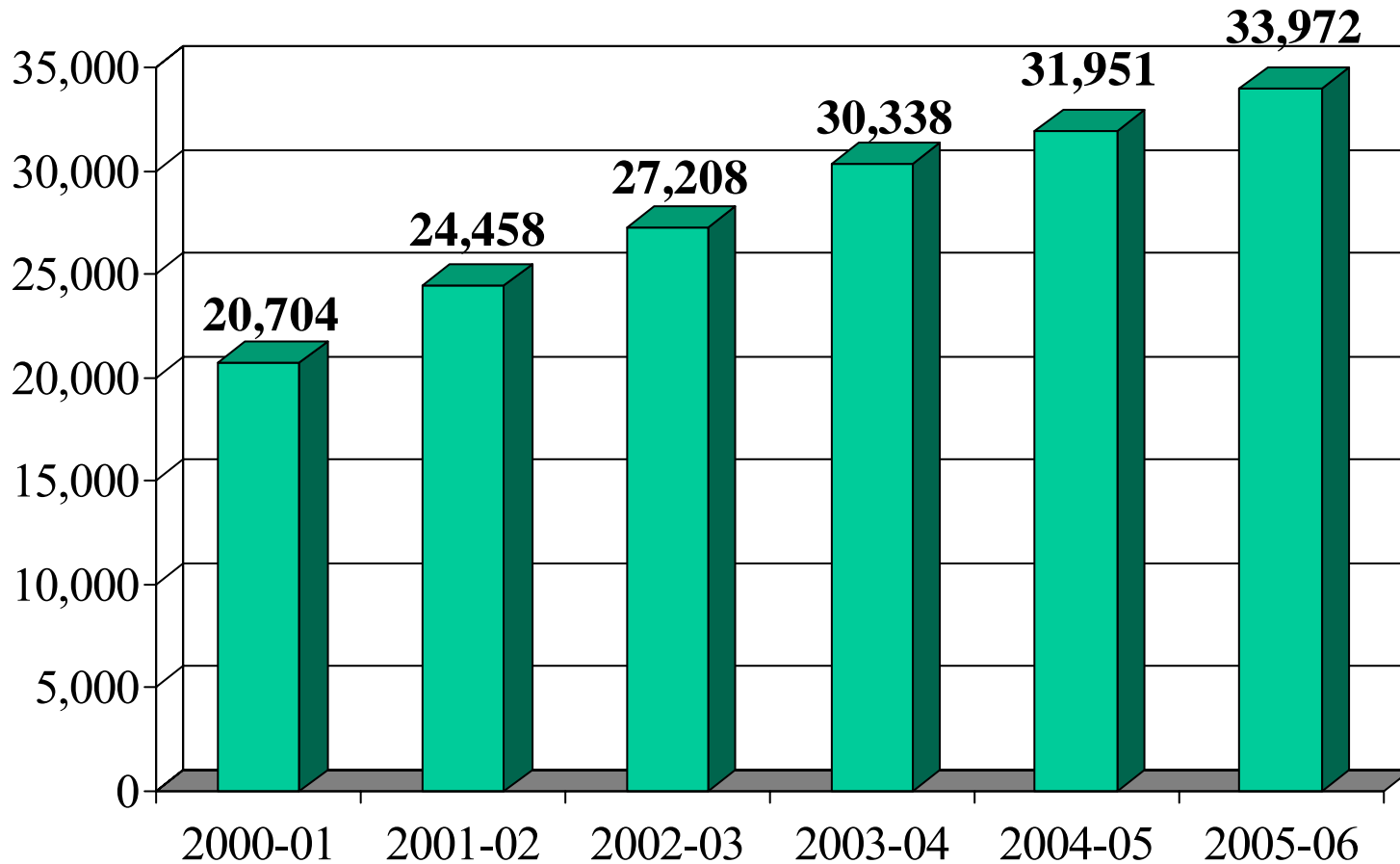
Connecticut Aid to Public College Students (CAPCS)

During the 2005-2006 Award Year.....

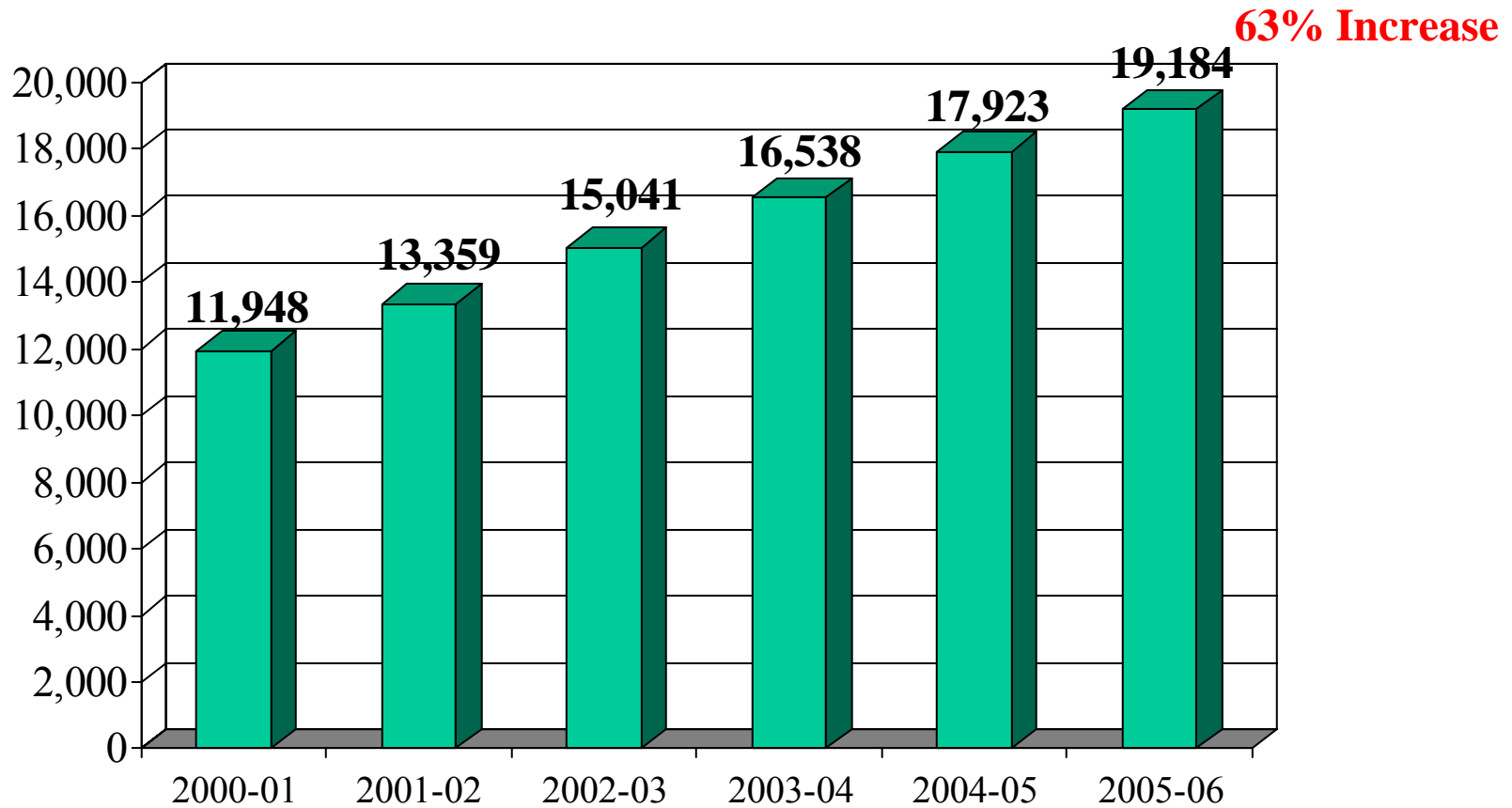
- **19,227** eligible students
- **13,008** not awarded CAPCS
- **Unmet financial need of \$32 million among CAPCS recipients**
- **Average unmet need of \$5,223**

Financial Aid Applications

64 % Increase

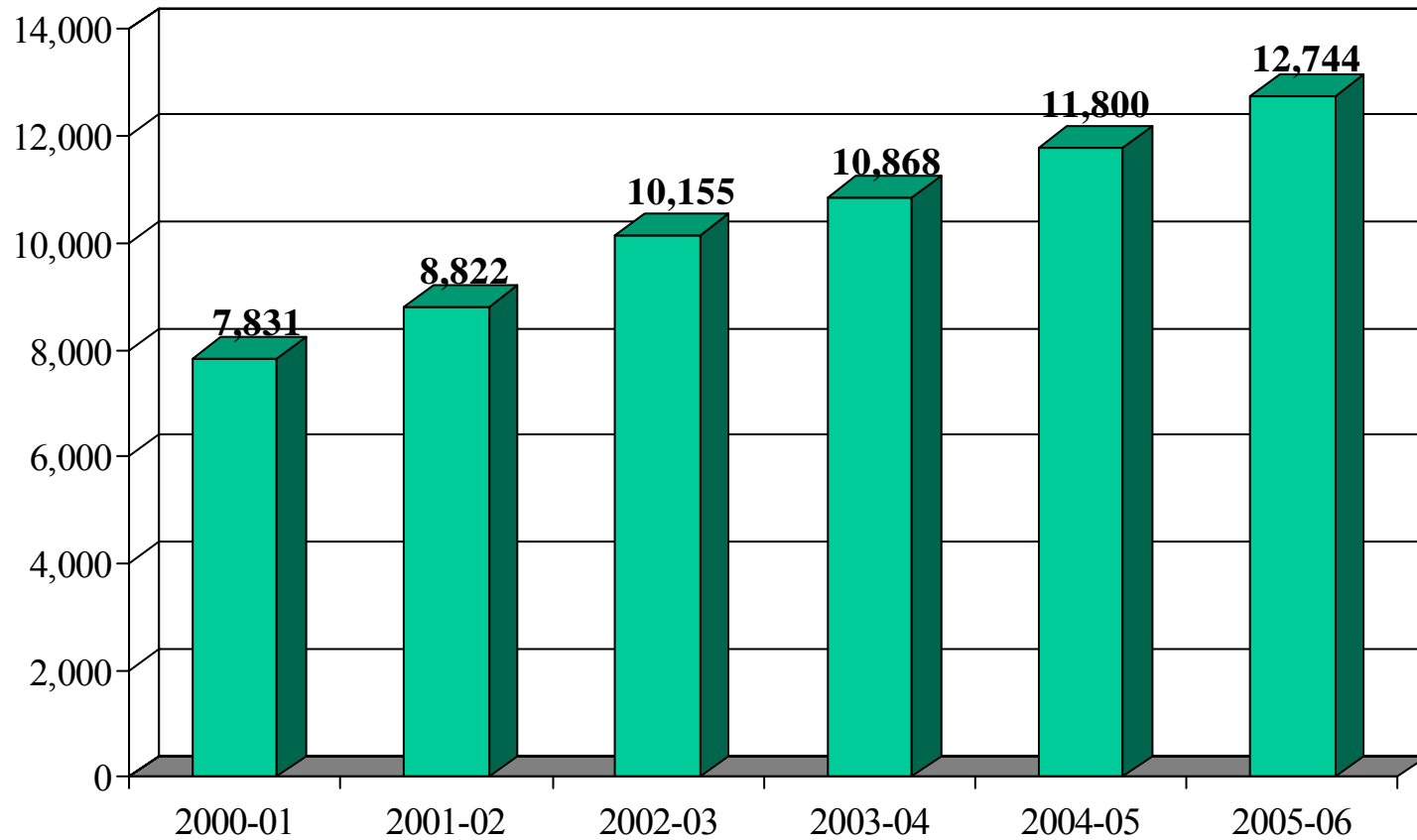


Student Financial Aid Recipients



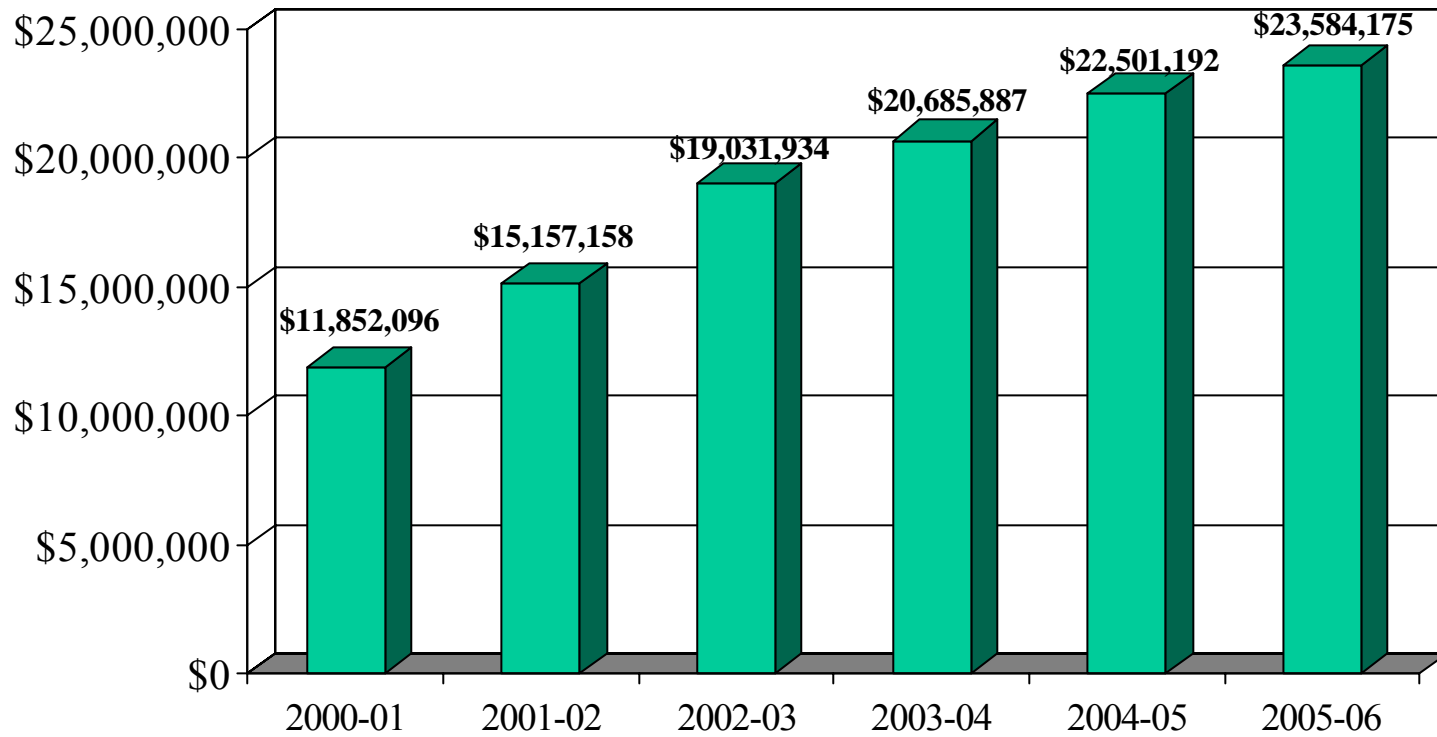
PELL Grant Recipients

63% Increase



PELL Grant Awards

99% Increase



Summary

- **Community college enrollments illustrate the growing demand for higher education in the Knowledge Economy.**
- **Connecticut's Community Colleges respond by providing accessible, affordable higher education and significant increases in financial aid awards.**
- **System infrastructure provides for efficient delivery of financial aid services to thousands of students and maximizes the use of federal financial aid funds.**
- **Additional need-based financial aid is needed to meet the growing unmet need of low-income student population.**