



Banner Financial Aid System NEW SAP Development

May 2005

Agenda

- **Welcome**
- **Common Academic Progress Policy**
- **Inclusive GPA Project**
- **NEW SAP Project**
- **Development Calendar**
- **Questions ?**



Education That Works For a Lifetime

Academic Progress Policy

- **Common policy adopted in March 2005 by Council of Presidents**
- **Effective for Fall 2005 Term**
- **Available at commnet.edu/financialaid for students**
- **Available at commnet.edu/finaid for staff**
- **Will be available on Banner Self-Service**
- **Disseminate through college websites & publications**



Education That Works For a Lifetime

Inclusive GPA Project

“Overall GPA” modified to include:

- **Developmental courses**
- **Transfer credits**
- **No allowance for “Fresh Start” benefits**
- **Pre-Banner course work**
- **Pre-Markos course work**

An “Inclusive GPA” was calculated for all students in Banner the weekend of April 16-17. From now on, the “Inclusive GPA” will be an embedded process and will be calculated any time your Records Office calculates GPAs in batch or individually for students. Our financial aid academic progress processes now use the “Inclusive GPA.”



Inclusive GPA Project

We have modified Banner forms & reports to assist you in using the “Inclusive GPA”:

RSIHIST – Summary Academic History Inquiry Form

RWRXS01 – SAP Report

RWRXL01 – Financial Aid SAP Letters

RWRXL02

RWPXX01 – Financial Aid Student Extract

In the Financial Aid system, all references to GPA now mean the “Inclusive GPA” calculation.

NEW SAP Project

- **SAP Code Structure**
 - **System default codes**
 - **System calculated codes**
 - **System manual codes**



NEW SAP Project

- **System Default Codes**

NOTREV (Not Reviewed). Initial SAP code assigned to financial aid records when created (by dataload process or manually) in Banner. **NOTREV now prevents all financial aid from being packaged or disbursed to the student. See ROAINST.**

EXCPTN (Exception Status). Default code assigned by Banner when the system is unable to calculate a SAP status for the student. **EXCPTN prevents all financial aid from being packaged or disbursed to the student. See ROAINST.**

NEW SAP Project

- **System Calculated Codes**

NOHIST (No Academic History at Your College).

Banner assigns this code if the student has not attempted any courses at your college. Code allows packaging & disbursement of financial aid.

MAXHRS (Maximum Hours Reached). Banner assigns this code if the student has attempted 150% of the program credits. Code prevents packaging & disbursement of financial aid.

NEW SAP Project

- **System Calculated Codes**

SATPRG (Satisfactory Progress). Banner assigns this code when the student is in compliance with the academic progress policy. The code allows for the packaging & disbursement of financial aid.

PROB (Probation). Banner assigns this code when the student fails to comply with the academic progress policy and has yet to receive and use a probation term. This code allows for the packaging & disbursement of financial aid.

NEW SAP Project

- **System Calculated Codes**

NOTSAP (Unsatisfactory Progress). Banner assigns this code when a student does not comply with the academic progress standard and the student has already used a probation term. This code prevents all packaging & disbursement of financial aid to the student.

NEW SAP Project

- **Manually assigned codes**

WAIVER (Waiver/Professional Judgement). Financial aid staff assign this code on an individual basis when overriding the Banner SAP calculation. Allows packaging & disbursement of all financial aid.

INTAID (Institutional Aid Only). Financial aid staff assign this code on an individual basis when overriding the Banner SAP calculation. Allows packaging & disbursement of institutional aid only.



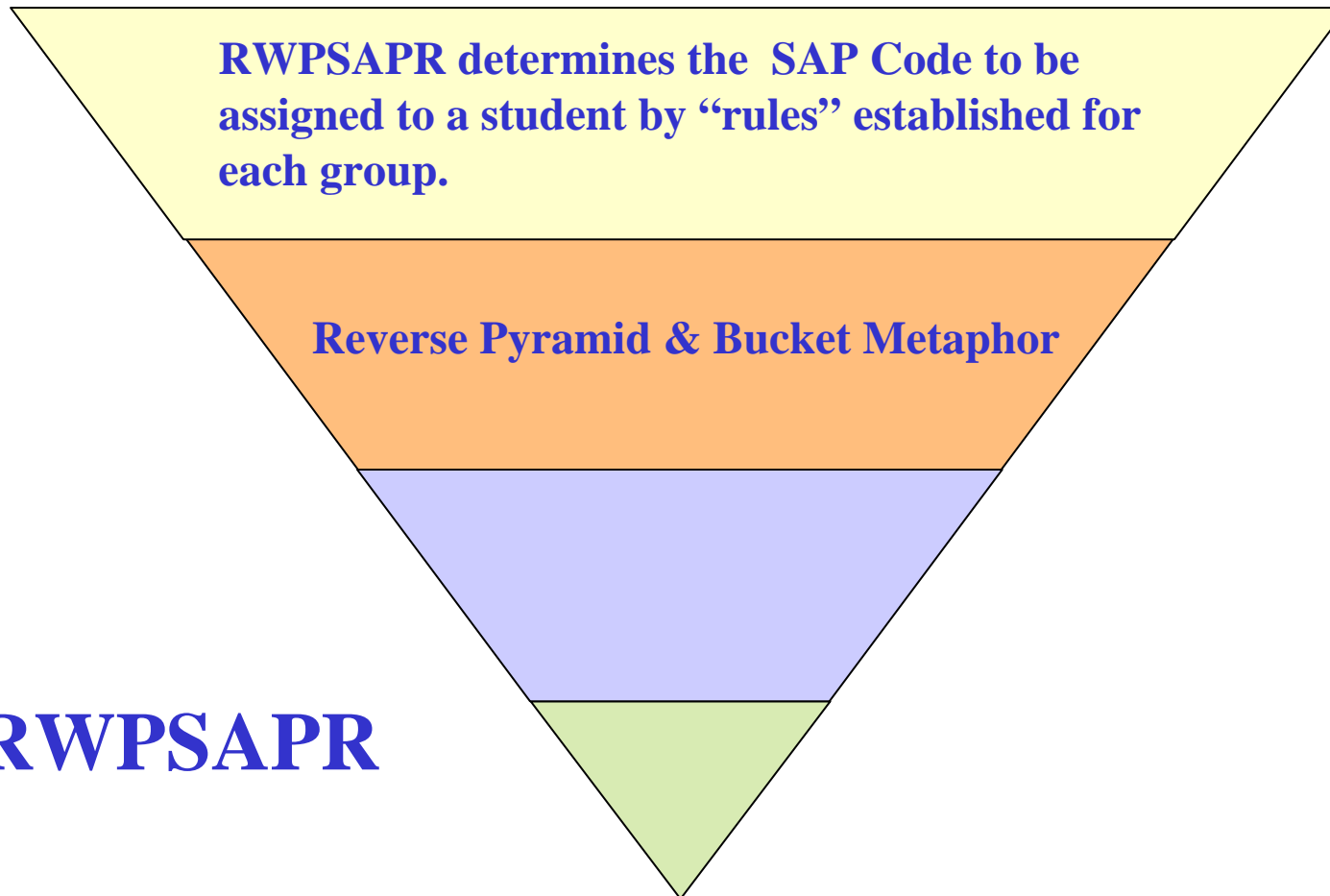
Education That Works For a Lifetime

NEW SAP Project

- **RWPSAPR is a new, customized process that replaces the old SAP Assignment process ROPSAPR**
- **RWPSAPR automatically calculates the SAP status for all students with a financial aid record (RORSTAT) in the Award Year**
- **No more confusing parameters –**
 - **ROPSAPR had 11 parameters including:**
 - **02 Term Code for Calculation**
 - **03 SAP Effective Term Code**

 - **RWPSAPR has 1 parameter**
 - **01 Calculate SAP For This Term**

SAP Assignment Process



NEW SAP Project

- **RWPSAPR now also automatically produces a version of the SAP Report in a PDF format for your immediate viewing.**
- **This version and the traditional SAP Report (RWRXS01) now also produce a standard CSV format file for your use in Excel & other programs.**
- **We have also made format changes to the SAP Report. For example, the report now includes a “Previous SAP” column as well as a more descriptive header.**

NEW SAP Project

- **You can also invoke the RWPSAPR process for an individual student by using the ROAIMMP form which has also been redesigned to simplify the SAP calculation process.**
- **As always, you can review the student's SAP status for the current term (and former terms) on the Satisfactory Academic Progress window of the Applicant Status Form (ROASTAT).**
- **You can also view the SAP groups (buckets) and numbers of students in each group for the term by using the Group Inquiry Form (ROIGRPI).**

NEW SAP Project

- **Banner Self-Service Modifications**
 - **As always, students can review their most recent SAP status on the web**
 - **The common academic progress policy will be distributed to all students through the self-service module**
 - **Your college's SAP appeal process will be available to your students only**
 - **Your college's appeal document(s) will be available in PDF format to your students only**

NEW SAP Project

- **Communications with students**
 - **Modify your e-mail & paper correspondence in light of the common academic progress policy**
 - **Use RWV PARA and RWAPARA to make appropriate changes to your SAP communications**

NEW SAP Project

- **Business Practices**

- Now that all new records are initially assigned a NOTREV SAP status code that prevents packaging & disbursement, review your business practices concerning your use of the new SAP Assignment process, RWPSAPR.
- **Suggestion:** Associate RWPSAPR with the dataload process. After dataload activity runs in the evening, run RWPSAPR the next day to give each student a SAP status code OR
- **Suggestion:** Associate RWPSAPR with the packaging process. Before running packaging, run RWPSAPR to give each student a SAP status code OR
- **Suggestion:** Run a SAP Report (RWRXS01) weekly to determine the number of NOTREV SAP code students for your college. Run either RWPSAPR or ROAIMMP to assign SAP status codes OR
- insert your ideas here



Education That Works For a Lifetime



NEW SAP Development

- Let's review our calendar of scheduled activities.....
- Development Calendar maintained on financial aid services web site

**KEEP TRACK
OF YOUR
DAY. AND
THE NEXT.**

CALENDAR
with
Agenda
View





It's QUESTION TIME!!