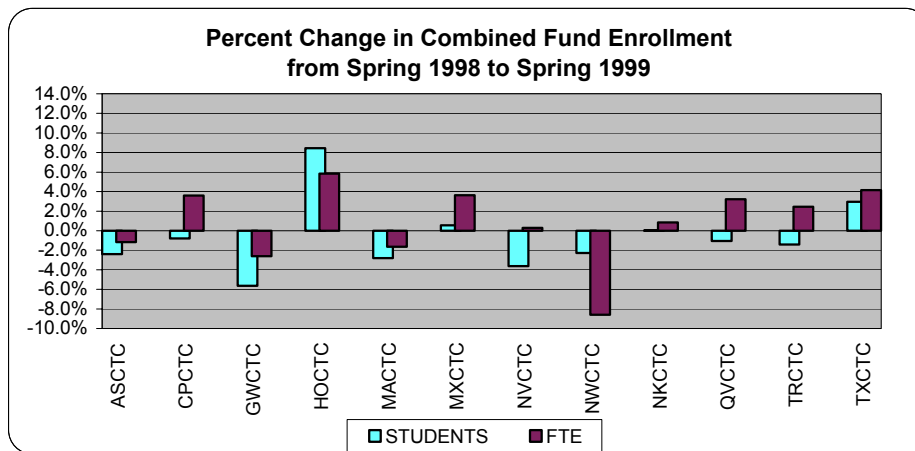


Spring 1999 Credit Enrollment March 1999

Prepared by
Dennis G. Jones
Board of Trustees Community-Technical Colleges
61 Woodland Street
Hartford, CT 06105
Phone: (860)725-6665
Djones@commnet.edu

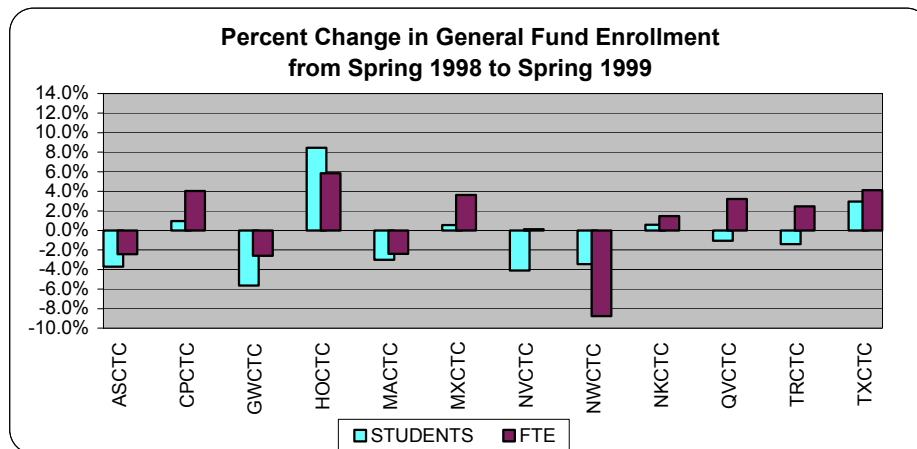
**COMBINED FUND FTE ENROLLMENT
SPRING 1998 & SPRING 1999**

	SPRING 1998		SPRING 1999		PERCENT CHANGE	
	STUDENTS	FTE	STUDENTS	FTE	STUDENTS	FTE
Asnuntuck CTC	1,913	738	1,867	729	-2.4%	-1.2%
Capital CTC	2,794	1,285	2,772	1,331	-0.8%	3.6%
Gateway CTC	4,037	1,812	3,809	1,765	-5.6%	-2.6%
Housatonic CTC	3,265	1,528	3,541	1,618	8.5%	5.9%
Manchester CTC	4,970	2,474	4,830	2,434	-2.8%	-1.6%
Middlesex CTC	2,131	957	2,143	992	0.6%	3.6%
Naugatuck Valley CTC	4,574	2,293	4,408	2,299	-3.6%	0.3%
Northwestern Ct. CTC	1,658	724	1,620	661	-2.3%	-8.6%
Norwalk CTC	5,024	2,399	5,025	2,419	0.0%	0.8%
Quinebaug Valley CTC	1,132	533	1,120	550	-1.1%	3.2%
Three Rivers CTC	3,462	1,632	3,413	1,672	-1.4%	2.5%
Tunxis CTC	2,936	1,320	3,023	1,375	3.0%	4.2%
SYSTEM TOTAL	37,896	17,695	37,571	17,846	-0.9%	0.9%



**GENERAL FUND FTE ENROLLMENT
 SPRING 1998 & SPRING 1999**

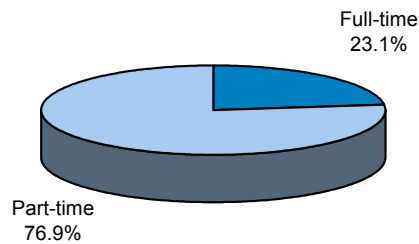
	SPRING 1998		SPRING 1999		PERCENT CHANGE	
	STUDENTS	FTE	STUDENTS	FTE	STUDENTS	FTE
Asnuntuck CTC	1,459	603	1,405	588	-3.7%	-2.4%
Capital CTC	2,727	1,269	2,753	1,320	1.0%	4.0%
Gateway CTC	4,037	1,812	3,809	1,765	-5.6%	-2.6%
Housatonic CTC	3,265	1,528	3,541	1,618	8.5%	5.9%
Manchester CTC	4,937	2,451	4,788	2,392	-3.0%	-2.4%
Middlesex CTC	2,131	957	2,143	992	0.6%	3.6%
Naugatuck Valley CTC	4,574	2,293	4,387	2,295	-4.1%	0.1%
Northwestern Ct. CTC	1,645	713	1,588	650	-3.5%	-8.8%
Norwalk CTC	4,904	2,360	4,933	2,394	0.6%	1.4%
Quinebaug Valley CTC	1,132	533	1,120	550	-1.1%	3.2%
Three Rivers CTC	3,462	1,632	3,413	1,672	-1.4%	2.5%
Tunxis CTC	2,929	1,318	3,015	1,373	2.9%	4.1%
SYSTEM TOTAL	37,202	17,469	36,895	17,610	-0.8%	0.8%



COMBINED FUND ENROLLMENT
FULL-TIME/PART-TIME
SPRING 1999

	<u>FULL-TIME</u>		<u>PART-TIME</u>		<u>TOTAL</u>		<u>PERCENT</u>	
	STUDENTS	FTE	STUDENTS	FTE	STUDENTS	FTE	Full-time	Part-time
Asnuntuck CTC	285	253	1,582	476	1,867	729	15.3%	84.7%
Capital CTC	477	421	2,295	910	2,772	1,331	17.2%	82.8%
Gateway CTC	851	765	2,958	999	3,809	1,765	22.3%	77.7%
Housatonic CTC	671	578	2,870	1,040	3,541	1,618	18.9%	81.1%
Manchester CTC	1,329	1,187	3,501	1,247	4,830	2,434	27.5%	72.5%
Middlesex CTC	499	440	1,644	552	2,143	992	23.3%	76.7%
Naugatuck Valley CTC	1,340	1,193	3,068	1,106	4,408	2,299	30.4%	69.6%
Northwestern Ct. CTC	331	301	1,289	360	1,620	661	20.4%	79.6%
Norwalk CTC	1,143	1,019	3,882	1,400	5,025	2,419	22.7%	77.3%
Quinebaug Valley CTC	288	253	832	298	1,120	550	25.7%	74.3%
Three Rivers CTC	796	724	2,617	948	3,413	1,672	23.3%	76.7%
Tunxis CTC	673	595	2,350	780	3,023	1,375	22.3%	77.7%
SYSTEM TOTAL	8,683	7,728	28,888	10,117	37,571	17,846	23.1%	76.9%

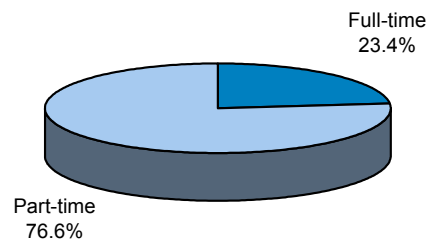
FULL-TIME/PART-TIME
SPRING 1999 COMBINED FUND ENROLLMENT



GENERAL FUND ENROLLMENT
FULL-TIME/PART-TIME
SPRING 1999

	<u>FULL-TIME</u>		<u>PART-TIME</u>		<u>TOTAL</u>		<u>PERCENT</u>	
	STUDENTS	FTE	STUDENTS	FTE	STUDENTS	FTE	Full-time	Part-time
Asnuntuck CTC	276	247	1,129	341	1,405	588	19.6%	80.4%
Capital CTC	477	421	2,276	899	2,753	1,320	17.3%	82.7%
Gateway CTC	851	765	2,958	999	3,809	1,765	22.3%	77.7%
Housatonic CTC	671	578	2,870	1,040	3,541	1,618	18.9%	81.1%
Manchester CTC	1,293	1,152	3,495	1,240	4,788	2,392	27.0%	73.0%
Middlesex CTC	499	440	1,644	552	2,143	992	23.3%	76.7%
Naugatuck Valley CTC	1,340	1,193	3,047	1,102	4,387	2,295	30.5%	69.5%
Northwestern Ct. CTC	321	292	1,267	358	1,588	650	20.2%	79.8%
Norwalk CTC	1,143	1,019	3,790	1,376	4,933	2,394	23.2%	76.8%
Quinebaug Valley CTC	288	253	832	298	1,120	550	25.7%	74.3%
Three Rivers CTC	796	724	2,617	948	3,413	1,672	23.3%	76.7%
Tunxis CTC	673	595	2,342	778	3,015	1,373	22.3%	77.7%
SYSTEM TOTAL	8,628	7,678	28,267	9,932	36,895	17,610	23.4%	76.6%

FULL-TIME/PART-TIME
SPRING 1999 GENERAL FUND ENROLLMENT



EXTENSION FUND ENROLLMENT
FULL-TIME/PART-TIME
SPRING 1999

	<u>FULL-TIME</u>		<u>PART-TIME</u>		<u>TOTAL</u>		<u>PERCENT</u>	
	STUDENTS	FTE	STUDENTS	FTE	STUDENTS	FTE	Full-time	Part-time
Asnuntuck CTC	0	0	484	141	484	141	0.0%	100.0%
Capital CTC	0	0	19	11	19	11	0.0%	100.0%
Gateway CTC		0		0	0	0		
Housatonic CTC		0		0	0	0		
Manchester CTC	0	0	180	41	180	41	0.0%	100.0%
Middlesex CTC		0		0	0	0		
Naugatuck Valley CTC	0	0	21	1	21	1	0.0%	100.0%
Northwestern Ct. CTC	0	0	50	11	50	11	0.0%	100.0%
Norwalk CTC	0	0	92	24	92	24	0.0%	100.0%
Quinebaug Valley CTC		0		0	0	0		
Three Rivers CTC		0		0	0	0		
Tunxis CTC	0	0	8	2	8	2	0.0%	100.0%
SYSTEM TOTAL	0	0	854	233	854	233	0.0%	100.0%

FULL-TIME/PART-TIME
SPRING 1999 EXTENSION FUND ENROLLMENT

