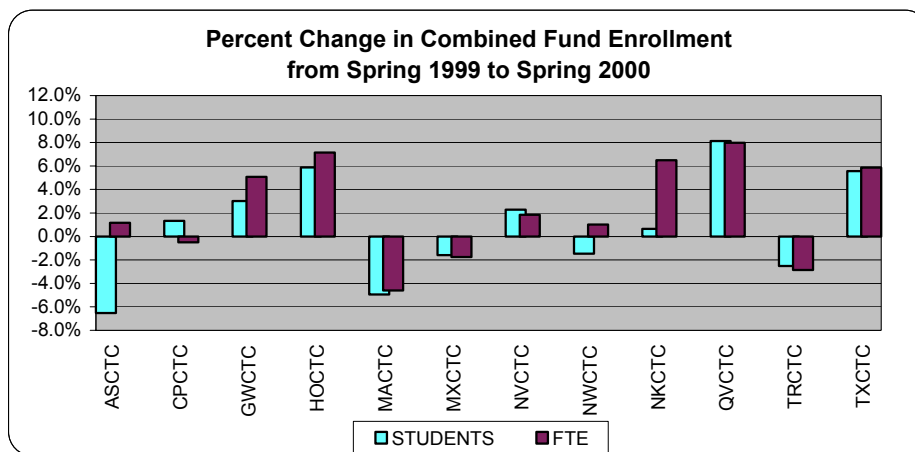


## **Spring 2000 Credit Enrollment March 2000**

Prepared by  
Dennis G. Jones  
Board of Trustees Community-Technical Colleges  
61 Woodland Street  
Hartford, CT 06105  
Phone: (860)725-6665  
Djones@commnet.edu

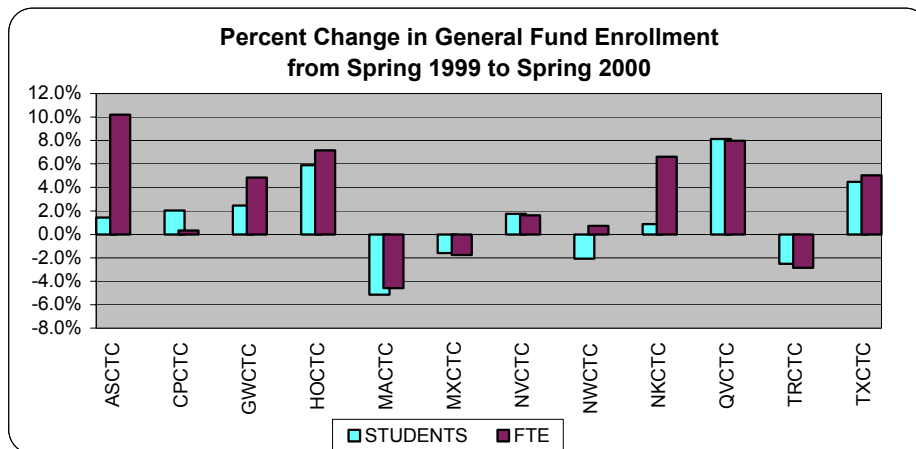
**COMBINED FUND FTE ENROLLMENT  
 SPRING 1999 & SPRING 2000**

|                      | <u>SPRING 1999</u> |               | <u>SPRING 2000</u> |               | <u>PERCENT CHANGE</u> |             |
|----------------------|--------------------|---------------|--------------------|---------------|-----------------------|-------------|
|                      | STUDENTS           | FTE           | STUDENTS           | FTE           | STUDENTS              | FTE         |
| Asnuntuck CTC        | 1,867              | 729           | 1,745              | 738           | -6.5%                 | 1.2%        |
| Capital CTC          | 2,772              | 1,331         | 2,809              | 1,325         | 1.3%                  | -0.5%       |
| Gateway CTC          | 3,809              | 1,765         | 3,924              | 1,855         | 3.0%                  | 5.1%        |
| Housatonic CTC       | 3,541              | 1,618         | 3,749              | 1,733         | 5.9%                  | 7.2%        |
| Manchester CTC       | 4,830              | 2,434         | 4,591              | 2,322         | -4.9%                 | -4.6%       |
| Middlesex CTC        | 2,143              | 992           | 2,109              | 975           | -1.6%                 | -1.8%       |
| Naugatuck Valley CTC | 4,408              | 2,299         | 4,508              | 2,342         | 2.3%                  | 1.8%        |
| Northwestern Ct. CTC | 1,620              | 661           | 1,596              | 668           | -1.5%                 | 1.0%        |
| Norwalk CTC          | 5,025              | 2,419         | 5,058              | 2,576         | 0.7%                  | 6.5%        |
| Quinebaug Valley CTC | 1,120              | 550           | 1,211              | 594           | 8.1%                  | 8.0%        |
| Three Rivers CTC     | 3,413              | 1,672         | 3,327              | 1,624         | -2.5%                 | -2.9%       |
| Tunxis CTC           | 3,023              | 1,375         | 3,191              | 1,455         | 5.6%                  | 5.9%        |
| <b>SYSTEM TOTAL</b>  | <b>37,571</b>      | <b>17,846</b> | <b>37,818</b>      | <b>18,206</b> | <b>0.7%</b>           | <b>2.0%</b> |



**GENERAL FUND FTE ENROLLMENT  
SPRING 1999 & SPRING 2000**

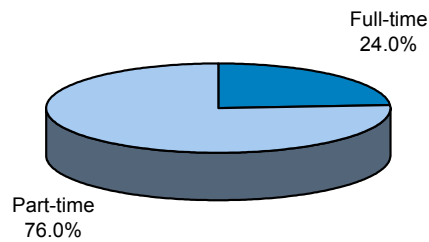
|                      | SPRING 1999   |               | SPRING 2000   |               | PERCENT CHANGE |             |
|----------------------|---------------|---------------|---------------|---------------|----------------|-------------|
|                      | STUDENTS      | FTE           | STUDENTS      | FTE           | STUDENTS       | FTE         |
| Asnuntuck CTC        | 1,405         | 588           | 1,425         | 648           | 1.4%           | 10.2%       |
| Capital CTC          | 2,753         | 1,320         | 2,809         | 1,325         | 2.0%           | 0.3%        |
| Gateway CTC          | 3,809         | 1,765         | 3,902         | 1,850         | 2.4%           | 4.8%        |
| Housatonic CTC       | 3,541         | 1,618         | 3,749         | 1,733         | 5.9%           | 7.2%        |
| Manchester CTC       | 4,788         | 2,392         | 4,541         | 2,282         | -5.2%          | -4.6%       |
| Middlesex CTC        | 2,143         | 992           | 2,109         | 975           | -1.6%          | -1.8%       |
| Naugatuck Valley CTC | 4,387         | 2,295         | 4,463         | 2,333         | 1.7%           | 1.6%        |
| Northwestern Ct. CTC | 1,588         | 650           | 1,555         | 655           | -2.1%          | 0.7%        |
| Norwalk CTC          | 4,933         | 2,394         | 4,976         | 2,553         | 0.9%           | 6.6%        |
| Quinebaug Valley CTC | 1,120         | 550           | 1,211         | 594           | 8.1%           | 8.0%        |
| Three Rivers CTC     | 3,413         | 1,672         | 3,327         | 1,624         | -2.5%          | -2.9%       |
| Tunxis CTC           | 3,015         | 1,373         | 3,150         | 1,442         | 4.5%           | 5.0%        |
| <b>SYSTEM TOTAL</b>  | <b>36,895</b> | <b>17,610</b> | <b>37,217</b> | <b>18,014</b> | <b>0.9%</b>    | <b>2.3%</b> |



**COMBINED FUND ENROLLMENT**  
**FULL-TIME/PART-TIME**  
**SPRING 2000**

|                      | <u>FULL-TIME</u> |              | <u>PART-TIME</u> |               | <u>TOTAL</u>  |               | <u>PERCENT</u> |              |
|----------------------|------------------|--------------|------------------|---------------|---------------|---------------|----------------|--------------|
|                      | STUDENTS         | FTE          | STUDENTS         | FTE           | STUDENTS      | FTE           | Full-time      | Part-time    |
| Asnuntuck CTC        | 345              | 313          | 1,400            | 425           | 1,745         | 738           | 19.8%          | 80.2%        |
| Capital CTC          | 471              | 412          | 2,338            | 912           | 2,809         | 1,325         | 16.8%          | 83.2%        |
| Gateway CTC          | 938              | 834          | 2,986            | 1,021         | 3,924         | 1,855         | 23.9%          | 76.1%        |
| Housatonic CTC       | 703              | 613          | 3,046            | 1,121         | 3,749         | 1,733         | 18.8%          | 81.2%        |
| Manchester CTC       | 1,296            | 1,146        | 3,295            | 1,175         | 4,591         | 2,322         | 28.2%          | 71.8%        |
| Middlesex CTC        | 481              | 418          | 1,628            | 556           | 2,109         | 975           | 22.8%          | 77.2%        |
| Naugatuck Valley CTC | 1,373            | 1,227        | 3,135            | 1,115         | 4,508         | 2,342         | 30.5%          | 69.5%        |
| Northwestern Ct. CTC | 344              | 308          | 1,252            | 360           | 1,596         | 668           | 21.6%          | 78.4%        |
| Norwalk CTC          | 1,317            | 1,192        | 3,741            | 1,384         | 5,058         | 2,576         | 26.0%          | 74.0%        |
| Quinebaug Valley CTC | 299              | 261          | 912              | 333           | 1,211         | 594           | 24.7%          | 75.3%        |
| Three Rivers CTC     | 758              | 682          | 2,569            | 943           | 3,327         | 1,624         | 22.8%          | 77.2%        |
| Tunxis CTC           | 742              | 642          | 2,449            | 814           | 3,191         | 1,455         | 23.3%          | 76.7%        |
| <b>SYSTEM TOTAL</b>  | <b>9,067</b>     | <b>8,047</b> | <b>28,751</b>    | <b>10,159</b> | <b>37,818</b> | <b>18,206</b> | <b>24.0%</b>   | <b>76.0%</b> |

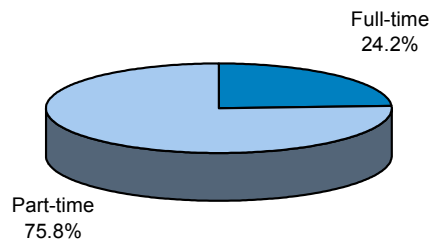
**FULL-TIME/PART-TIME**  
**SPRING 2000 COMBINED FUND ENROLLMENT**



**GENERAL FUND ENROLLMENT**  
***FULL-TIME/PART-TIME***  
***SPRING 2000***

|                      | <u>FULL-TIME</u> |              | <u>PART-TIME</u> |               | <u>TOTAL</u>  |               | <u>PERCENT</u> |              |
|----------------------|------------------|--------------|------------------|---------------|---------------|---------------|----------------|--------------|
|                      | STUDENTS         | FTE          | STUDENTS         | FTE           | STUDENTS      | FTE           | Full-time      | Part-time    |
| Asnuntuck CTC        | 345              | 310          | 1,080            | 338           | 1,425         | 648           | 24.2%          | 75.8%        |
| Capital CTC          | 471              | 412          | 2,338            | 912           | 2,809         | 1,325         | 16.8%          | 83.2%        |
| Gateway CTC          | 938              | 834          | 2,964            | 1,016         | 3,902         | 1,850         | 24.0%          | 76.0%        |
| Housatonic CTC       | 703              | 613          | 3,046            | 1,121         | 3,749         | 1,733         | 18.8%          | 81.2%        |
| Manchester CTC       | 1,263            | 1,117        | 3,278            | 1,166         | 4,541         | 2,282         | 27.8%          | 72.2%        |
| Middlesex CTC        | 481              | 418          | 1,628            | 556           | 2,109         | 975           | 22.8%          | 77.2%        |
| Naugatuck Valley CTC | 1,373            | 1,227        | 3,090            | 1,106         | 4,463         | 2,333         | 30.8%          | 69.2%        |
| Northwestern Ct. CTC | 331              | 296          | 1,224            | 358           | 1,555         | 655           | 21.3%          | 78.7%        |
| Norwalk CTC          | 1,306            | 1,183        | 3,670            | 1,370         | 4,976         | 2,553         | 26.2%          | 73.8%        |
| Quinebaug Valley CTC | 299              | 261          | 912              | 333           | 1,211         | 594           | 24.7%          | 75.3%        |
| Three Rivers CTC     | 758              | 682          | 2,569            | 943           | 3,327         | 1,624         | 22.8%          | 77.2%        |
| Tunxis CTC           | 737              | 637          | 2,413            | 804           | 3,150         | 1,442         | 23.4%          | 76.6%        |
| <b>SYSTEM TOTAL</b>  | <b>9,005</b>     | <b>7,990</b> | <b>28,212</b>    | <b>10,024</b> | <b>37,217</b> | <b>18,014</b> | <b>24.2%</b>   | <b>75.8%</b> |

**FULL-TIME/PART-TIME**  
**SPRING 2000 GENERAL FUND ENROLLMENT**



**EXTENSION FUND ENROLLMENT**  
***FULL-TIME/PART-TIME***  
***SPRING 2000***

|                      | <u>FULL-TIME</u> |           | <u>PART-TIME</u> |            | <u>TOTAL</u> |            | <u>PERCENT</u> |              |
|----------------------|------------------|-----------|------------------|------------|--------------|------------|----------------|--------------|
|                      | STUDENTS         | FTE       | STUDENTS         | FTE        | STUDENTS     | FTE        | Full-time      | Part-time    |
| Asnuntuck CTC        | 11               | 2         | 335              | 87         | 346          | 90         | 3.2%           | 96.8%        |
| Capital CTC          | 0                | 0         | 0                | 0          | 0            | 0          |                |              |
| Gateway CTC          | 0                | 0         | 22               | 4          | 22           | 4          | 0.0%           | 100.0%       |
| Housatonic CTC       | 0                | 0         | 0                | 0          | 0            | 0          |                |              |
| Manchester CTC       | 0                | 0         | 178              | 39         | 178          | 39         | 0.0%           | 100.0%       |
| Middlesex CTC        | 0                | 0         | 0                | 0          | 0            | 0          |                |              |
| Naugatuck Valley CTC | 1                | 0         | 45               | 9          | 46           | 9          | 2.2%           | 97.8%        |
| Northwestern Ct. CTC | 0                | 0         | 61               | 13         | 61           | 13         | 0.0%           | 100.0%       |
| Norwalk CTC          | 11               | 9         | 71               | 14         | 82           | 23         | 13.4%          | 86.6%        |
| Quinebaug Valley CTC | 0                | 0         | 0                | 0          | 0            | 0          |                |              |
| Three Rivers CTC     | 0                | 0         | 0                | 0          | 0            | 0          |                |              |
| Tunxis CTC           | 0                | 0         | 47               | 14         | 47           | 14         | 0.0%           | 100.0%       |
| <b>SYSTEM TOTAL</b>  | <b>23</b>        | <b>11</b> | <b>759</b>       | <b>181</b> | <b>782</b>   | <b>192</b> | <b>2.9%</b>    | <b>97.1%</b> |

**FULL-TIME/PART-TIME**  
**SPRING 2000 EXTENSION FUND ENROLLMENT**

