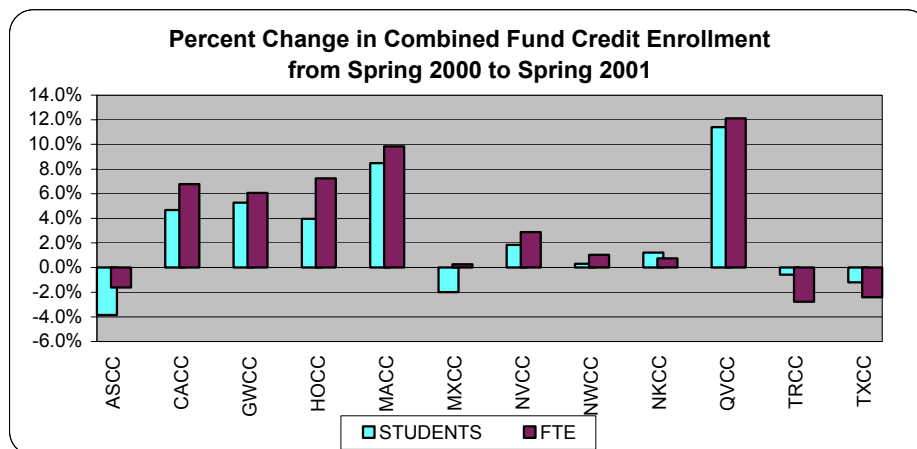


Spring 2001 Credit Enrollment March 2001

Prepared by
Dennis G. Jones
Board of Trustees Community-Technical Colleges
61 Woodland Street
Hartford, CT 06105
Phone: (860)725-6665
Djones@commnet.edu

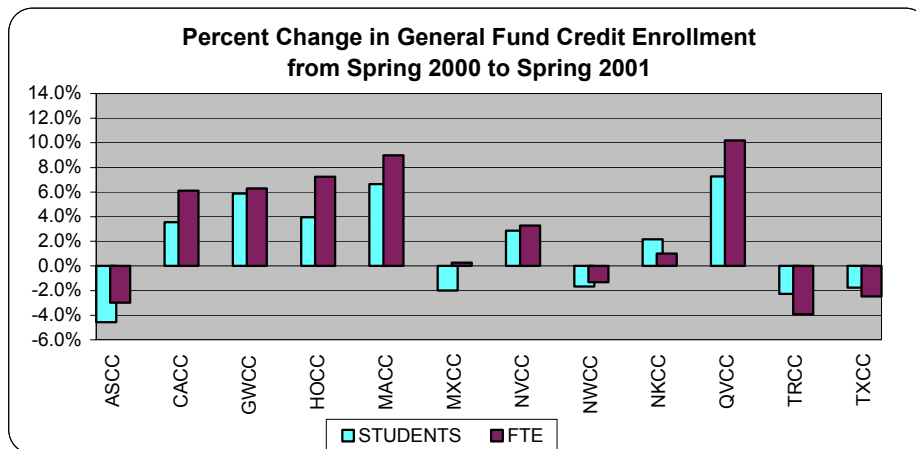
COMBINED FUND CREDIT FTE ENROLLMENT
SPRING 2000 & SPRING 2001

	<u>SPRING 2000</u>		<u>SPRING 2001</u>		<u>PERCENT CHANGE</u>	
	STUDENTS	FTE	STUDENTS	FTE	STUDENTS	FTE
Asnuntuck CC	1,745	738	1,678	726	-3.8%	-1.6%
Capital CC	2,809	1,325	2,940	1,414	4.7%	6.8%
Gateway CC	3,924	1,855	4,131	1,967	5.3%	6.1%
Housatonic CC	3,749	1,733	3,897	1,859	3.9%	7.2%
Manchester CC	4,591	2,322	4,980	2,550	8.5%	9.8%
Middlesex CC	2,109	975	2,067	977	-2.0%	0.3%
Naugatuck Valley CC	4,508	2,342	4,591	2,409	1.8%	2.9%
Northwestern Ct. CC	1,596	668	1,601	675	0.3%	1.0%
Norwalk CC	5,058	2,576	5,119	2,595	1.2%	0.7%
Quinebaug Valley CC	1,211	594	1,349	666	11.4%	12.1%
Three Rivers CC	3,327	1,624	3,308	1,579	-0.6%	-2.8%
Tunxis CC	3,191	1,455	3,153	1,420	-1.2%	-2.4%
SYSTEM TOTAL	37,818	18,206	38,814	18,838	2.6%	3.5%



GENERAL FUND CREDIT FTE ENROLLMENT
SPRING 2000 & SPRING 2001

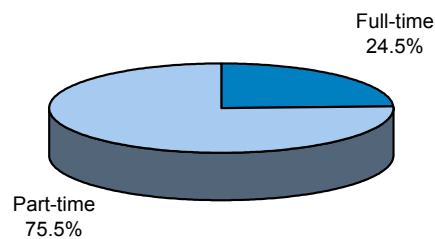
	SPRING 2000		SPRING 2001		PERCENT CHANGE	
	STUDENTS	FTE	STUDENTS	FTE	STUDENTS	FTE
Asnuntuck CC	1,425	648	1,360	629	-4.6%	-3.0%
Capital CC	2,809	1,325	2,909	1,405	3.6%	6.1%
Gateway CC	3,902	1,850	4,131	1,967	5.9%	6.3%
Housatonic CC	3,749	1,733	3,897	1,859	3.9%	7.2%
Manchester CC	4,541	2,282	4,843	2,487	6.7%	9.0%
Middlesex CC	2,109	975	2,067	977	-2.0%	0.3%
Naugatuck Valley CC	4,463	2,333	4,591	2,409	2.9%	3.3%
Northwestern Ct. CC	1,555	655	1,529	646	-1.7%	-1.3%
Norwalk CC	4,976	2,553	5,084	2,578	2.2%	1.0%
Quinebaug Valley CC	1,211	594	1,299	655	7.3%	10.2%
Three Rivers CC	3,327	1,624	3,252	1,561	-2.3%	-3.9%
Tunxis CC	3,150	1,442	3,095	1,406	-1.7%	-2.5%
SYSTEM TOTAL	37,217	18,014	38,057	18,580	2.3%	3.1%



COMBINED FUND CREDIT ENROLLMENT
FULL-TIME/PART-TIME
SPRING 2001

	<u>FULL-TIME</u>		<u>PART-TIME</u>		<u>TOTAL</u>		<u>PERCENT</u>	
	STUDENTS	FTE	STUDENTS	FTE	STUDENTS	FTE	Full-time	Part-time
Asnuntuck CC	350	316	1,328	410	1,678	726	20.9%	79.1%
Capital CC	531	461	2,409	953	2,940	1,414	18.1%	81.9%
Gateway CC	967	864	3,164	1,104	4,131	1,967	23.4%	76.6%
Housatonic CC	812	706	3,085	1,152	3,897	1,859	20.8%	79.2%
Manchester CC	1,477	1,313	3,503	1,238	4,980	2,550	29.7%	70.3%
Middlesex CC	498	437	1,569	540	2,067	977	24.1%	75.9%
Naugatuck Valley CC	1,403	1,237	3,188	1,172	4,591	2,409	30.6%	69.4%
Northwestern Ct. CC	350	314	1,251	361	1,601	675	21.9%	78.1%
Norwalk CC	1,339	1,209	3,780	1,386	5,119	2,595	26.2%	73.8%
Quinebaug Valley CC	350	305	999	362	1,349	666	25.9%	74.1%
Three Rivers CC	714	642	2,594	937	3,308	1,579	21.6%	78.4%
Tunxis CC	703	608	2,450	812	3,153	1,420	22.3%	77.7%
SYSTEM TOTAL	9,494	8,411	29,320	10,427	38,814	18,838	24.5%	75.5%

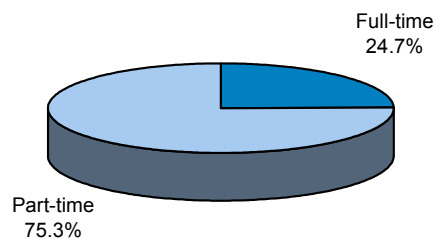
FULL-TIME/PART-TIME
SPRING 2001 COMBINED FUND CREDIT ENROLLMENT



GENERAL FUND CREDIT ENROLLMENT
FULL-TIME/PART-TIME
SPRING 2001

	<u>FULL-TIME</u>		<u>PART-TIME</u>		<u>TOTAL</u>		<u>PERCENT</u>	
	STUDENTS	FTE	STUDENTS	FTE	STUDENTS	FTE	Full-time	Part-time
Asnuntuck CC	337	305	1,023	324	1,360	629	24.8%	75.2%
Capital CC	531	461	2,378	944	2,909	1,405	18.3%	81.7%
Gateway CC	967	864	3,164	1,103	4,131	1,967	23.4%	76.6%
Housatonic CC	812	706	3,085	1,152	3,897	1,859	20.8%	79.2%
Manchester CC	1,428	1,266	3,415	1,222	4,843	2,487	29.5%	70.5%
Middlesex CC	498	437	1,569	540	2,067	977	24.1%	75.9%
Naugatuck Valley CC	1,403	1,237	3,188	1,172	4,591	2,409	30.6%	69.4%
Northwestern Ct. CC	333	297	1,196	349	1,529	646	21.8%	78.2%
Norwalk CC	1,324	1,197	3,760	1,382	5,084	2,578	26.0%	74.0%
Quinebaug Valley CC	350	305	949	350	1,299	655	26.9%	73.1%
Three Rivers CC	710	638	2,542	923	3,252	1,561	21.8%	78.2%
Tunxis CC	703	608	2,392	798	3,095	1,406	22.7%	77.3%
SYSTEM TOTAL	9,396	8,320	28,661	10,260	38,057	18,580	24.7%	75.3%

FULL-TIME/PART-TIME
 SPRING 2001 GENERAL FUND CREDIT ENROLLMENT



EXTENSION FUND CREDIT ENROLLMENT
FULL-TIME/PART-TIME
SPRING 2001

	<u>FULL-TIME</u>		<u>PART-TIME</u>		<u>TOTAL</u>		<u>PERCENT</u>	
	STUDENTS	FTE	STUDENTS	FTE	STUDENTS	FTE	Full-time	Part-time
Asnuntuck CC	7	6	329	91	336	97	2.1%	97.9%
Capital CC	0	0	33	9	33	9	0.0%	100.0%
Gateway CC	0	0	2	0	2	0	0.0%	100.0%
Housatonic CC	0	0	0	0	0	0		
Manchester CC	0	0	312	63	312	63	0.0%	100.0%
Middlesex CC	0	0	0	0	0	0		
Naugatuck Valley CC	0	0	0	0	0	0		
Northwestern Ct. CC	0	0	132	29	132	29	0.0%	100.0%
Norwalk CC	10	8	43	9	53	17	18.9%	81.1%
Quinebaug Valley CC	0	0	50	11	50	11	0.0%	100.0%
Three Rivers CC	0	0	84	19	84	19	0.0%	100.0%
Tunxis CC	0	0	58	14	58	14	0.0%	100.0%
SYSTEM TOTAL	17	14	1,043	245	1,060	258	1.6%	98.4%

FULL-TIME/PART-TIME
SPRING 2001 EXTENSION FUND CREDIT ENROLLMENT

