



**SPRING 2003 ENROLLMENT REPORT
(February 24, 2003)**

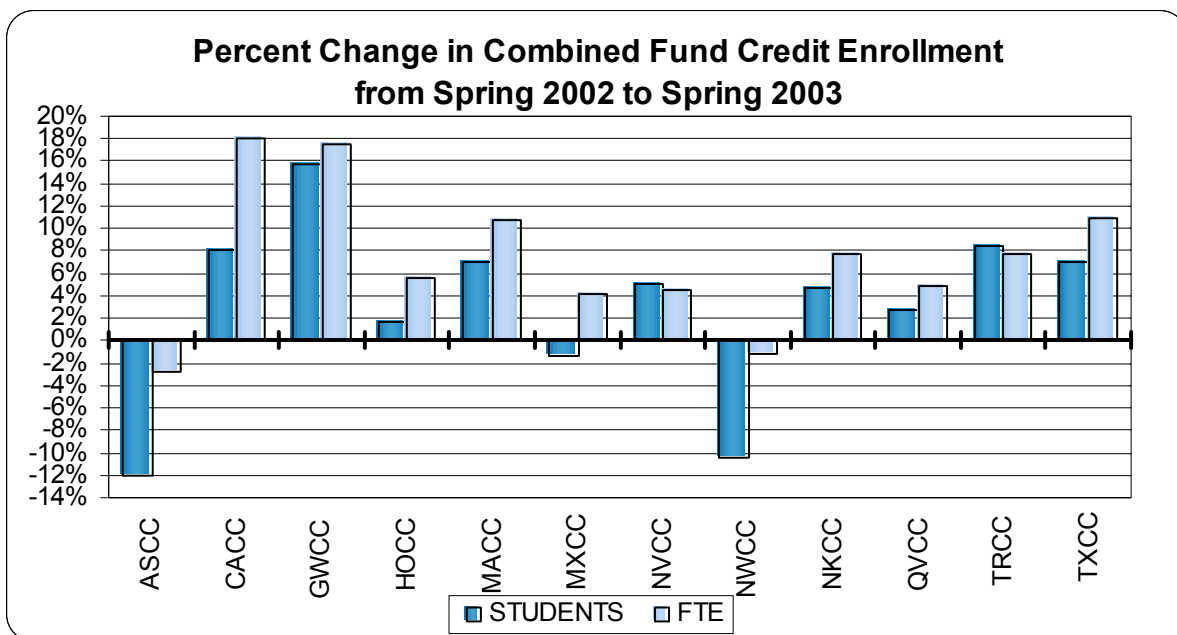
~~~~~  
Dr. Corby A. Coperthwaite & Mr. Dennis G. Jones  
Office of Planning, Research and Assessment  
Board of Trustees  
Connecticut Community-Technical Colleges  
61 Woodland Street  
Hartford, Connecticut 06105

Phone: (860)725-6604  
Fax: (860)566-1308  
CCoperthwaite@commnet.edu

~~~~~

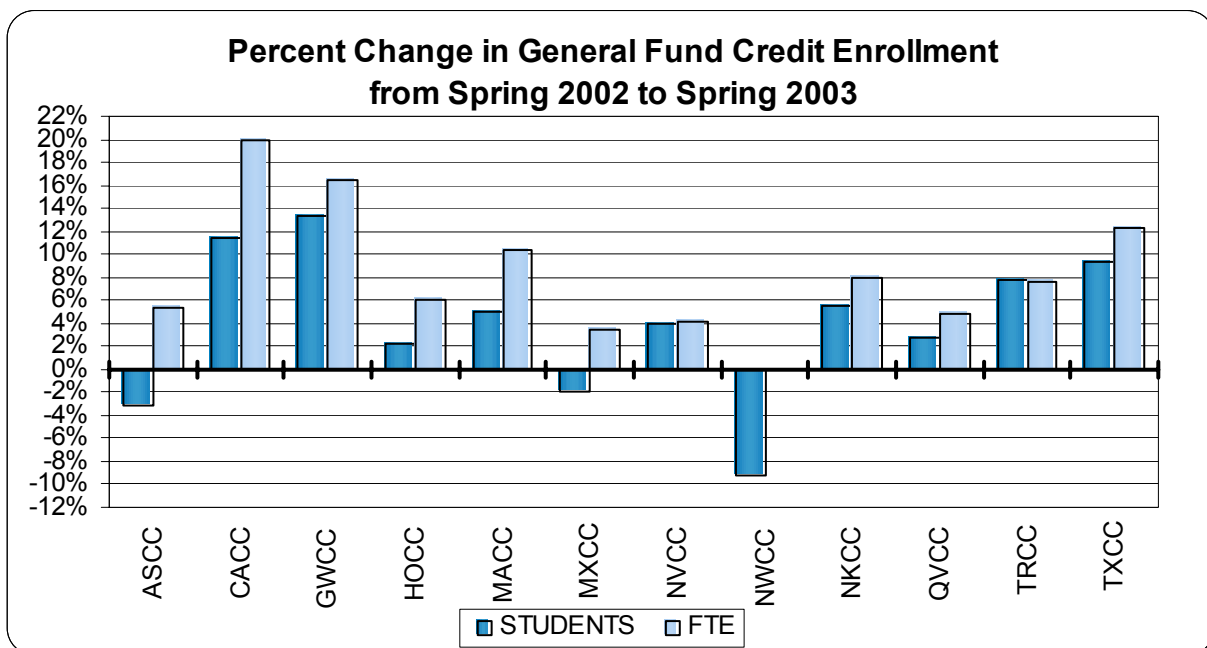
CONNECTICUT COMMUNITY COLLEGES
COMBINED FUND CREDIT FTE ENROLLMENT
SPRING 2002 & SPRING 2003

	<u>SPRING 2002</u>		<u>SPRING 2003</u>		<u>PERCENT CHANGE</u>	
	STUDENTS	FTE	STUDENTS	FTE	STUDENTS	FTE
Asnuntuck CC	1,670	750	1,468	729	-12.1%	-2.8%
Capital CC	3,163	1,518	3,416	1,794	8.0%	18.1%
Gateway CC	4,580	2,231	5,300	2,620	15.7%	17.5%
Housatonic CC	4,271	2,089	4,343	2,204	1.7%	5.5%
Manchester CC	5,166	2,719	5,532	3,010	7.1%	10.7%
Middlesex CC	2,255	1,084	2,224	1,129	-1.4%	4.2%
Naugatuck Valley CC	4,697	2,508	4,932	2,623	5.0%	4.6%
Northwestern Ct. CC	1,582	682	1,416	674	-10.5%	-1.1%
Norwalk CC	5,542	2,871	5,800	3,092	4.7%	7.7%
Quinebaug Valley CC	1,389	700	1,426	734	2.7%	4.8%
Three Rivers CC	3,280	1,637	3,557	1,764	8.4%	7.8%
Tunxis CC	3,553	1,697	3,801	1,882	7.0%	10.9%
SYSTEM TOTAL	41,148	20,486	43,215	22,254	5.0%	8.6%



CONNECTICUT COMMUNITY COLLEGES
GENERAL FUND CREDIT FTE ENROLLMENT
SPRING 2002 & SPRING 2003

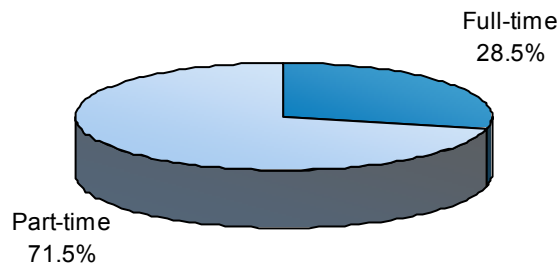
	<u>SPRING 2002</u>		<u>SPRING 2003</u>		<u>PERCENT CHANGE</u>	
	STUDENTS	FTE	STUDENTS	FTE	STUDENTS	FTE
Asnuntuck CC	1,362	658	1,320	693	-3.1%	5.4%
Capital CC	3,067	1,495	3,416	1,794	11.4%	20.0%
Gateway CC	4,580	2,231	5,189	2,597	13.3%	16.5%
Housatonic CC	4,245	2,078	4,343	2,204	2.3%	6.1%
Manchester CC	5,074	2,662	5,326	2,937	5.0%	10.3%
Middlesex CC	2,255	1,084	2,213	1,121	-1.9%	3.5%
Naugatuck Valley CC	4,677	2,504	4,860	2,608	3.9%	4.1%
Northwestern Ct. CC	1,537	661	1,394	661	-9.3%	0.0%
Norwalk CC	5,498	2,862	5,800	3,092	5.5%	8.0%
Quinebaug Valley CC	1,389	700	1,426	734	2.7%	4.8%
Three Rivers CC	3,227	1,623	3,477	1,747	7.7%	7.6%
Tunxis CC	3,478	1,676	3,801	1,882	9.3%	12.3%
SYSTEM TOTAL	40,389	20,234	42,565	22,070	5.4%	9.1%



CONNECTICUT COMMUNITY COLLEGES
 COMBINED FUND CREDIT ENROLLMENT
FULL-TIME/PART-TIME
SPRING 2003

	<u>FULL-TIME</u>		<u>PART-TIME</u>		<u>TOTAL</u>		<u>PERCENT</u>	
	STUDENTS	FTE	STUDENTS	FTE	STUDENTS	FTE	Full-time	Part-time
Asnuntuck CC	430	392	1,038	337	1,468	729	29.3%	70.7%
Capital CC	767	679	2,649	1,115	3,416	1,794	22.5%	77.5%
Gateway CC	1,321	1,170	3,979	1,449	5,300	2,620	24.9%	75.1%
Housatonic CC	1,101	959	3,242	1,245	4,343	2,204	25.4%	74.6%
Manchester CC	1,914	1,709	3,618	1,301	5,532	3,010	34.6%	65.4%
Middlesex CC	627	545	1,597	584	2,224	1,129	28.2%	71.8%
Naugatuck Valley CC	1,588	1,397	3,344	1,225	4,932	2,623	32.2%	67.8%
Northwestern Ct. CC	403	356	1,013	318	1,416	674	28.5%	71.5%
Norwalk CC	1,773	1,609	4,027	1,483	5,800	3,092	30.6%	69.4%
Quinebaug Valley CC	434	376	992	358	1,426	734	30.4%	69.6%
Three Rivers CC	865	775	2,692	989	3,557	1,764	24.3%	75.7%
Tunxis CC	1,090	943	2,711	939	3,801	1,882	28.7%	71.3%
SYSTEM TOTAL	12,313	10,911	30,902	11,344	43,215	22,254	28.5%	71.5%

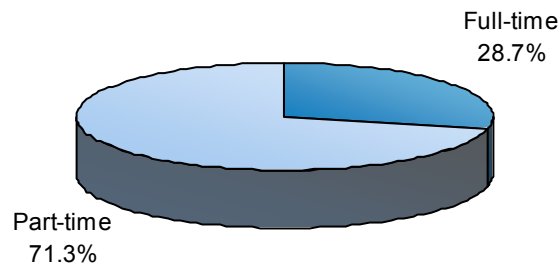
FULL-TIME/PART-TIME
 SPRING 2003 COMBINED FUND CREDIT ENROLLMENT



CONNECTICUT COMMUNITY COLLEGES
 GENERAL FUND CREDIT ENROLLMENT
FULL-TIME/PART-TIME
SPRING 2003

	<u>FULL-TIME</u>		<u>PART-TIME</u>		<u>TOTAL</u>		<u>PERCENT</u>	
	STUDENTS	FTE	STUDENTS	FTE	STUDENTS	FTE	Full-time	Part-time
Asnuntuck CC	425	388	895	305	1,320	693	32.2%	67.8%
Capital CC	767	679	2,649	1,115	3,416	1,794	22.5%	77.5%
Gateway CC	1,321	1,170	3,868	1,427	5,189	2,597	25.5%	74.5%
Housatonic CC	1,101	959	3,242	1,245	4,343	2,204	25.4%	74.6%
Manchester CC	1,846	1,646	3,480	1,291	5,326	2,937	34.7%	65.3%
Middlesex CC	618	538	1,595	584	2,213	1,121	27.9%	72.1%
Naugatuck Valley CC	1,586	1,396	3,274	1,212	4,860	2,608	32.6%	67.4%
Northwestern Ct. CC	387	340	1,007	321	1,394	661	27.8%	72.2%
Norwalk CC	1,773	1,609	4,027	1,483	5,800	3,092	30.6%	69.4%
Quinebaug Valley CC	434	376	992	358	1,426	734	30.4%	69.6%
Three Rivers CC	865	775	2,612	972	3,477	1,747	24.9%	75.1%
Tunxis CC	1,090	943	2,711	939	3,801	1,882	28.7%	71.3%
SYSTEM TOTAL	12,213	10,818	30,352	11,252	42,565	22,070	28.7%	71.3%

FULL-TIME/PART-TIME
 SPRING 2003 GENERAL FUND CREDIT ENROLLMENT



CONNECTICUT COMMUNITY COLLEGES
EXTENSION FUND CREDIT ENROLLMENT
FULL-TIME/PART-TIME
SPRING 2003

	<u>FULL-TIME</u>		<u>PART-TIME</u>		<u>TOTAL</u>		<u>PERCENT</u>	
	STUDENTS	FTE	STUDENTS	FTE	STUDENTS	FTE	Full-time	Part-time
Asnuntuck CC	0	0	159	35	159	35	0.0%	100.0%
Capital CC	0	0	0	0	0	0		
Gateway CC	0	0	112	22	112	22	0.0%	100.0%
Housatonic CC	0	0	0	0	0	0		
Manchester CC	0	0	410	73	410	73	0.0%	100.0%
Middlesex CC	9	7	2	0	11	8	81.8%	18.2%
Naugatuck Valley CC	0	0	75	15	75	15	0.0%	100.0%
Northwestern Ct. CC	0	0	60	13	60	13	0.0%	100.0%
Norwalk CC	0	0	0	0	0	0		
Quinebaug Valley CC	0	0	0	0	0	0		
Three Rivers CC	0	0	81	18	81	18	0.0%	100.0%
Tunxis CC	0	0	0	0	0	0		
SYSTEM TOTAL	9	7	899	177	908	184	1.0%	99.0%

FULL-TIME/PART-TIME
SPRING 2003 EXTENSION FUND CREDIT ENROLLMENT

