



**SPRING 2006 CREDIT ENROLLMENT REPORT
(February 17, 2006)**

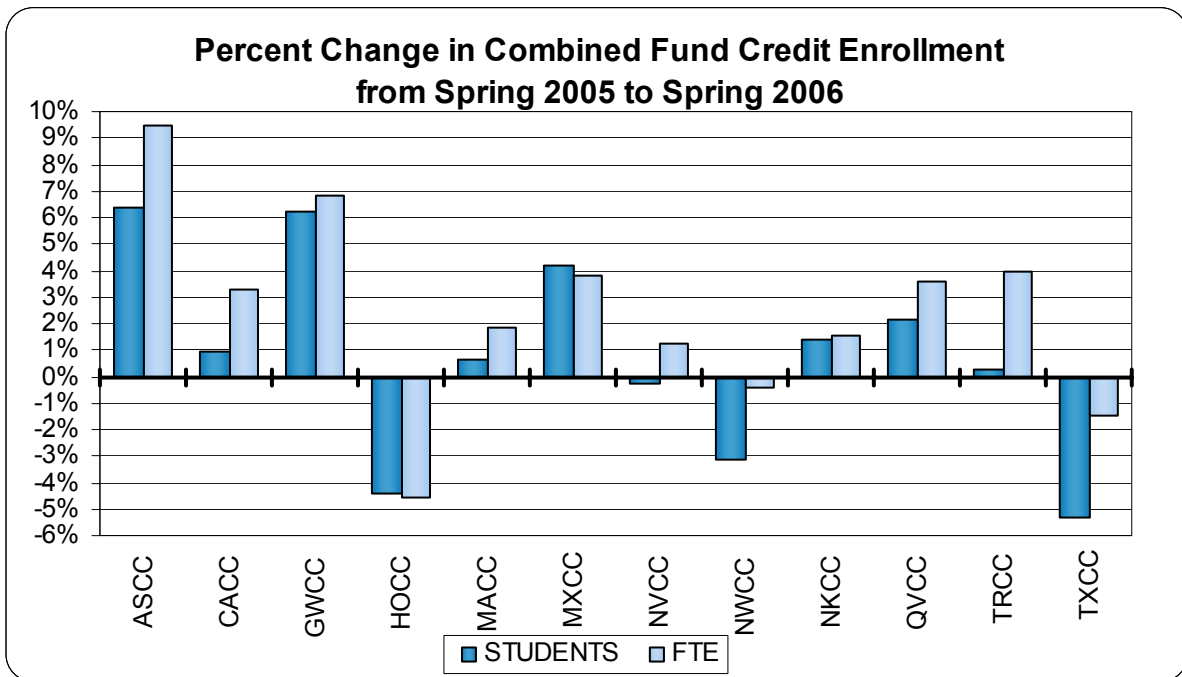
~~~~~  
Dr. Corby A. Coperthwaite & Mr. Dennis G. Jones  
Office of Planning, Research and Assessment  
Board of Trustees  
Connecticut Community-Technical Colleges  
61 Woodland Street  
Hartford, Connecticut 06105

Phone: (860)244-7604  
Fax: (860)566-1308  
CCoperthwaite@commnet.edu

~~~~~

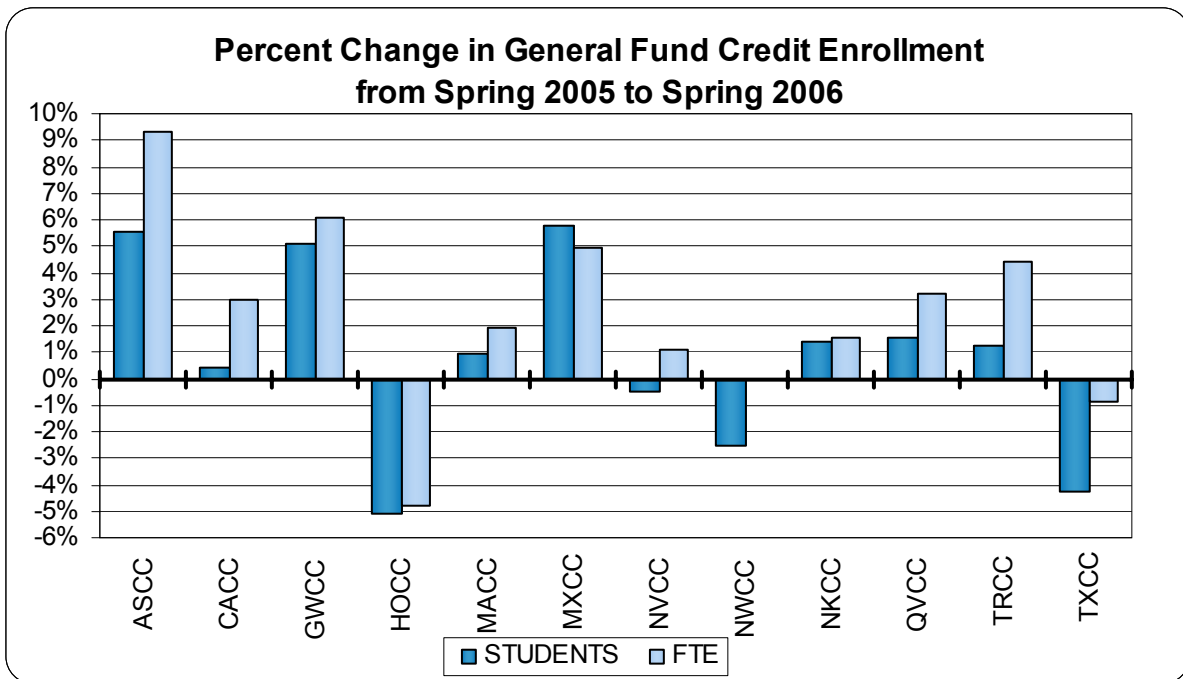
CONNECTICUT COMMUNITY COLLEGES
COMBINED FUND CREDIT FTE ENROLLMENT
SPRING 2005 & SPRING 2006

	SPRING 2005		SPRING 2006		PERCENT CHANGE	
	STUDENTS	FTE	STUDENTS	FTE	STUDENTS	FTE
Asnuntuck CC	1,451	713	1,544	781	6.4%	9.5%
Capital CC	3,485	1,820	3,517	1,880	0.9%	3.3%
Gateway CC	5,362	2,750	5,696	2,938	6.2%	6.8%
Housatonic CC	4,517	2,413	4,319	2,303	-4.4%	-4.5%
Manchester CC	5,672	3,290	5,709	3,351	0.7%	1.9%
Middlesex CC	2,260	1,218	2,355	1,264	4.2%	3.8%
Naugatuck Valley CC	5,278	2,931	5,265	2,969	-0.2%	1.3%
Northwestern Ct. CC	1,486	737	1,439	734	-3.2%	-0.4%
Norwalk CC	5,655	3,040	5,732	3,087	1.4%	1.6%
Quinebaug Valley CC	1,624	841	1,659	872	2.2%	3.6%
Three Rivers CC	3,507	1,833	3,516	1,905	0.3%	3.9%
Tunxis CC	3,723	1,912	3,525	1,884	-5.3%	-1.5%
SYSTEM TOTAL	44,020	23,497	44,276	23,968	0.6%	2.0%



CONNECTICUT COMMUNITY COLLEGES
GENERAL FUND CREDIT FTE ENROLLMENT
SPRING 2005 & SPRING 2006

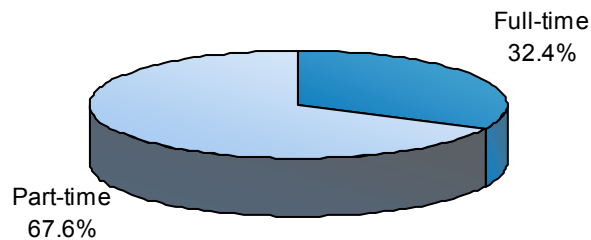
	SPRING 2005		SPRING 2006		PERCENT CHANGE	
	STUDENTS	FTE	STUDENTS	FTE	STUDENTS	FTE
Asnuntuck CC	1,325	688	1,399	752	5.6%	9.3%
Capital CC	3,482	1,819	3,497	1,873	0.4%	3.0%
Gateway CC	5,185	2,704	5,448	2,869	5.1%	6.1%
Housatonic CC	4,517	2,413	4,286	2,297	-5.1%	-4.8%
Manchester CC	5,592	3,236	5,643	3,299	0.9%	2.0%
Middlesex CC	2,201	1,196	2,328	1,255	5.8%	4.9%
Naugatuck Valley CC	5,219	2,919	5,195	2,952	-0.5%	1.1%
Northwestern Ct. CC	1,450	725	1,413	725	-2.6%	0.0%
Norwalk CC	5,655	3,040	5,732	3,087	1.4%	1.6%
Quinebaug Valley CC	1,601	835	1,626	863	1.6%	3.2%
Three Rivers CC	3,473	1,824	3,516	1,905	1.2%	4.4%
Tunxis CC	3,624	1,889	3,470	1,873	-4.2%	-0.8%
SYSTEM TOTAL	43,324	23,287	43,553	23,749	0.5%	2.0%



CONNECTICUT COMMUNITY COLLEGES
COMBINED FUND CREDIT ENROLLMENT
FULL-TIME/PART-TIME
SPRING 2006

	<u>FULL-TIME</u>		<u>PART-TIME</u>		<u>TOTAL</u>		<u>PERCENT</u>	
	STUDENTS	FTE	STUDENTS	FTE	STUDENTS	FTE	Full-time	Part-time
Asnuntuck CC	489	445	1,055	336	1,544	781	31.7%	68.3%
Capital CC	869	751	2,648	1,128	3,517	1,880	24.7%	75.3%
Gateway CC	1,614	1,391	4,082	1,547	5,696	2,938	28.3%	71.7%
Housatonic CC	1,290	1,111	3,029	1,193	4,319	2,303	29.9%	70.1%
Manchester CC	2,265	1,992	3,444	1,359	5,709	3,351	39.7%	60.3%
Middlesex CC	796	689	1,559	575	2,355	1,264	33.8%	66.2%
Naugatuck Valley CC	1,943	1,682	3,322	1,287	5,265	2,969	36.9%	63.1%
Northwestern Ct. CC	458	406	981	328	1,439	734	31.8%	68.2%
Norwalk CC	1,784	1,603	3,948	1,485	5,732	3,087	31.1%	68.9%
Quinebaug Valley CC	531	459	1,128	412	1,659	872	32.0%	68.0%
Three Rivers CC	1,020	915	2,496	990	3,516	1,905	29.0%	71.0%
Tunxis CC	1,268	1,069	2,257	815	3,525	1,884	36.0%	64.0%
SYSTEM TOTAL	14,327	12,512	29,949	11,456	44,276	23,968	32.4%	67.6%

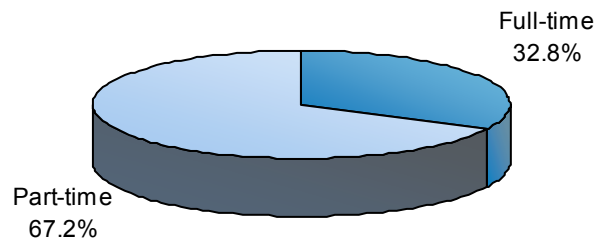
FULL-TIME/PART-TIME
SPRING 2006 COMBINED FUND CREDIT ENROLLMENT



CONNECTICUT COMMUNITY COLLEGES
GENERAL FUND CREDIT ENROLLMENT
FULL-TIME/PART-TIME
SPRING 2006

	<u>FULL-TIME</u>		<u>PART-TIME</u>		<u>TOTAL</u>		<u>PERCENT</u>	
	STUDENTS	FTE	STUDENTS	FTE	STUDENTS	FTE	Full-time	Part-time
Asnuntuck CC	489	445	910	307	1,399	752	35.0%	65.0%
Capital CC	869	751	2,628	1,121	3,497	1,873	24.8%	75.2%
Gateway CC	1,605	1,383	3,843	1,486	5,448	2,869	29.5%	70.5%
Housatonic CC	1,290	1,111	2,996	1,186	4,286	2,297	30.1%	69.9%
Manchester CC	2,218	1,949	3,425	1,350	5,643	3,299	39.3%	60.7%
Middlesex CC	796	689	1,532	566	2,328	1,255	34.2%	65.8%
Naugatuck Valley CC	1,943	1,682	3,252	1,271	5,195	2,952	37.4%	62.6%
Northwestern Ct. CC	454	402	959	323	1,413	725	32.1%	67.9%
Norwalk CC	1,784	1,603	3,948	1,485	5,732	3,087	31.1%	68.9%
Quinebaug Valley CC	531	459	1,095	403	1,626	863	32.7%	67.3%
Three Rivers CC	1,020	915	2,496	990	3,516	1,905	29.0%	71.0%
Tunxis CC	1,268	1,069	2,202	804	3,470	1,873	36.5%	63.5%
SYSTEM TOTAL	14,267	12,457	29,286	11,293	43,553	23,749	32.8%	67.2%

FULL-TIME/PART-TIME
SPRING 2006 GENERAL FUND CREDIT ENROLLMENT



CONNECTICUT COMMUNITY COLLEGES
EXTENSION FUND CREDIT ENROLLMENT
FULL-TIME/PART-TIME
SPRING 2006

	<u>FULL-TIME</u>		<u>PART-TIME</u>		<u>TOTAL</u>		<u>PERCENT</u>	
	STUDENTS	FTE	STUDENTS	FTE	STUDENTS	FTE	Full-time	Part-time
Asnuntuck CC	0	0	145	29	145	29	0.0%	100.0%
Capital CC	0	0	22	7	22	7	0.0%	100.0%
Gateway CC	0	0	270	69	270	69	0.0%	100.0%
Housatonic CC	0	0	34	7	34	7	0.0%	100.0%
Manchester CC	0	0	208	52	208	52	0.0%	100.0%
Middlesex CC	0	0	29	9	29	9	0.0%	100.0%
Naugatuck Valley CC	0	0	71	17	71	17	0.0%	100.0%
Northwestern Ct. CC	0	0	40	9	40	9	0.0%	100.0%
Norwalk CC	0	0	0	0	0	0		
Quinebaug Valley CC	0	0	33	9	33	9	0.0%	100.0%
Three Rivers CC	0	0	0	0	0	0		
Tunxis CC	0	0	55	11	55	11	0.0%	100.0%
SYSTEM TOTAL	0	0	907	219	907	219	0.0%	100.0%

FULL-TIME/PART-TIME
SPRING 2006 EXTENSION FUND CREDIT ENROLLMENT

