



Education That Works For a Lifetime

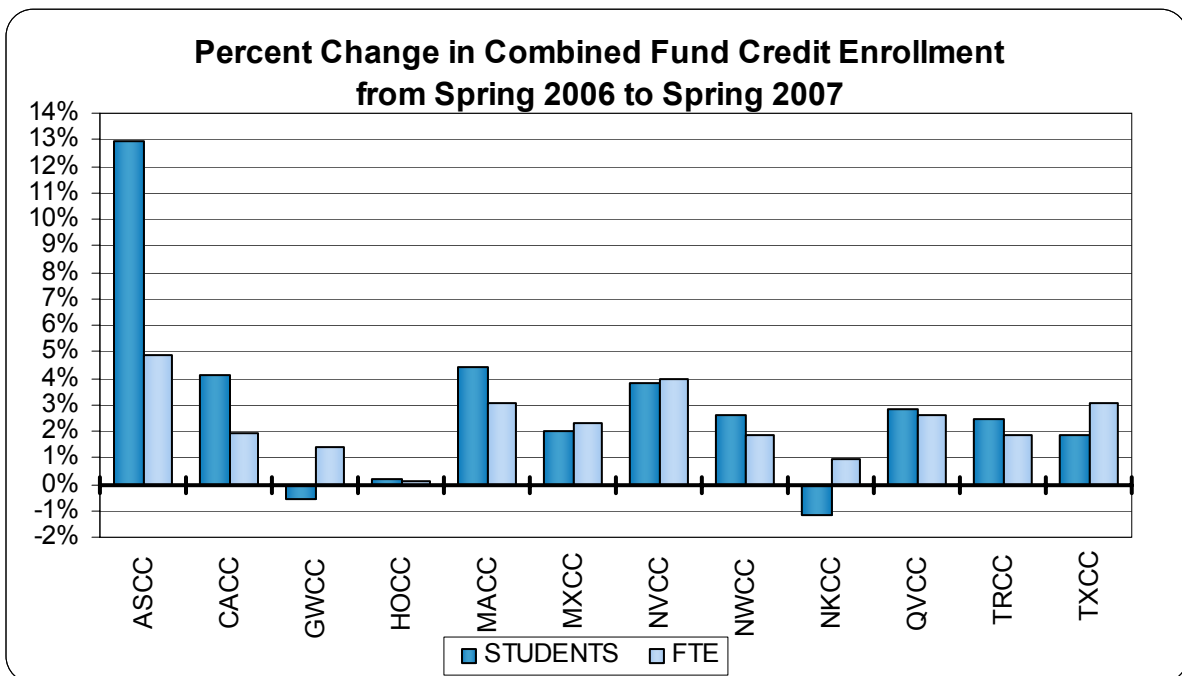
**SPRING 2007 CREDIT ENROLLMENT REPORT
(February 16, 2007)**

~~~~~  
Dr. Corby A. Coperthwaite & Mr. Dennis G. Jones  
Office of Planning, Research and Assessment  
Board of Trustees  
Connecticut Community-Technical Colleges  
61 Woodland Street  
Hartford, Connecticut 06105

Phone: (860)244-7604  
Fax: (860)566-1308  
CCoperthwaite@commnet.edu  
~~~~~

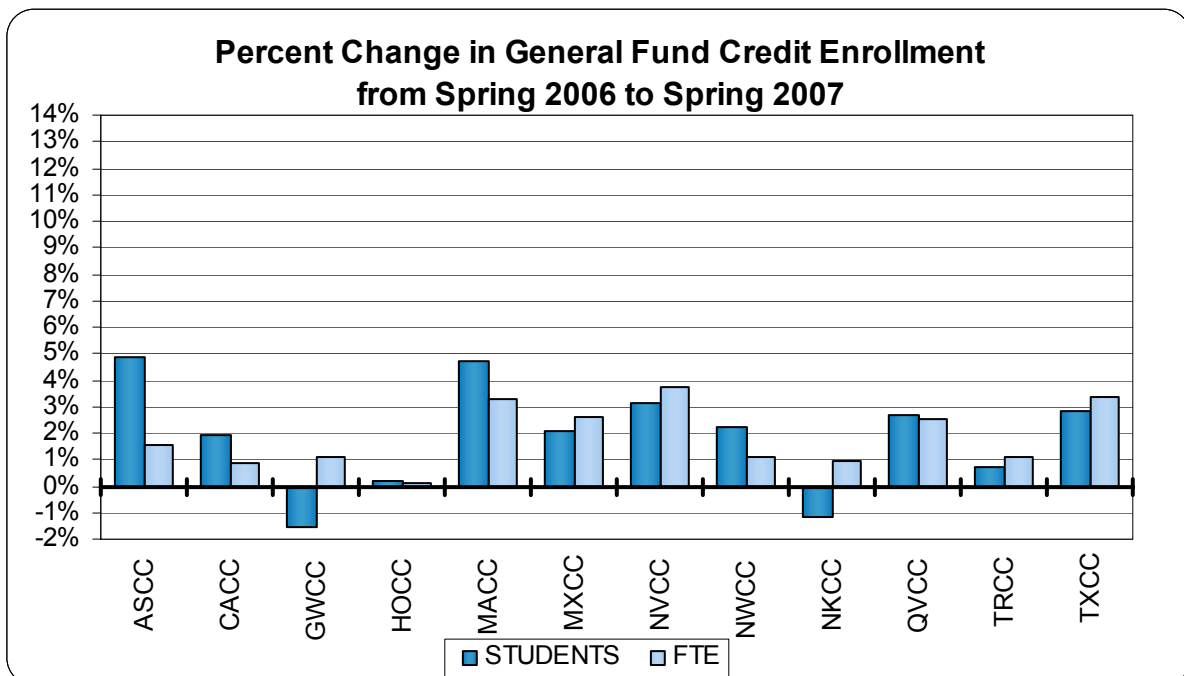
CONNECTICUT COMMUNITY COLLEGES
COMBINED FUND CREDIT FTE ENROLLMENT
SPRING 2006 & SPRING 2007

	SPRING 2006		SPRING 2007		PERCENT CHANGE	
	STUDENTS	FTE	STUDENTS	FTE	STUDENTS	FTE
Asnuntuck CC	1,544	781	1,744	819	13.0%	4.9%
Capital CC	3,517	1,880	3,661	1,916	4.1%	1.9%
Gateway CC	5,696	2,938	5,664	2,979	-0.6%	1.4%
Housatonic CC	4,319	2,303	4,326	2,305	0.2%	0.1%
Manchester CC	5,709	3,351	5,962	3,453	4.4%	3.0%
Middlesex CC	2,355	1,264	2,402	1,293	2.0%	2.3%
Naugatuck Valley CC	5,265	2,969	5,467	3,088	3.8%	4.0%
Northwestern Ct. CC	1,439	734	1,477	747	2.6%	1.8%
Norwalk CC	5,732	3,087	5,667	3,118	-1.1%	1.0%
Quinebaug Valley CC	1,659	872	1,706	894	2.8%	2.6%
Three Rivers CC	3,516	1,905	3,601	1,940	2.4%	1.8%
Tunxis CC	3,525	1,884	3,589	1,941	1.8%	3.0%
SYSTEM TOTAL	44,276	23,968	45,266	24,492	2.2%	2.2%



CONNECTICUT COMMUNITY COLLEGES
GENERAL FUND CREDIT FTE ENROLLMENT
SPRING 2006 & SPRING 2007

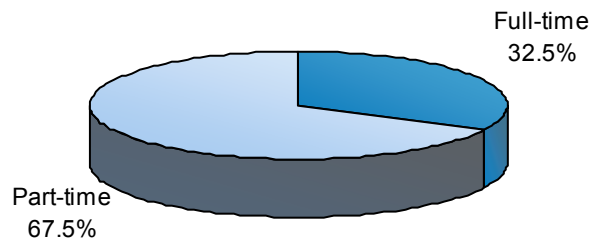
	<u>SPRING 2006</u>		<u>SPRING 2007</u>		<u>PERCENT CHANGE</u>	
	STUDENTS	FTE	STUDENTS	FTE	STUDENTS	FTE
Asnuntuck CC	1,399	752	1,467	763	4.9%	1.5%
Capital CC	3,497	1,873	3,564	1,889	1.9%	0.9%
Gateway CC	5,448	2,869	5,364	2,901	-1.5%	1.1%
Housatonic CC	4,286	2,297	4,295	2,299	0.2%	0.1%
Manchester CC	5,643	3,299	5,908	3,408	4.7%	3.3%
Middlesex CC	2,328	1,255	2,377	1,287	2.1%	2.6%
Naugatuck Valley CC	5,195	2,952	5,356	3,062	3.1%	3.7%
Northwestern Ct. CC	1,413	725	1,444	733	2.2%	1.1%
Norwalk CC	5,732	3,087	5,667	3,118	-1.1%	1.0%
Quinebaug Valley CC	1,626	863	1,670	885	2.7%	2.6%
Three Rivers CC	3,516	1,905	3,542	1,926	0.7%	1.1%
Tunxis CC	3,470	1,873	3,567	1,937	2.8%	3.4%
SYSTEM TOTAL	43,553	23,749	44,221	24,207	1.5%	1.9%



CONNECTICUT COMMUNITY COLLEGES
COMBINED FUND CREDIT ENROLLMENT
FULL-TIME/PART-TIME
SPRING 2007

	<u>FULL-TIME</u>		<u>PART-TIME</u>		<u>TOTAL</u>		<u>PERCENT</u>	
	STUDENTS	FTE	STUDENTS	FTE	STUDENTS	FTE	Full-time	Part-time
Asnuntuck CC	493	448	1,251	371	1,744	819	28.3%	71.7%
Capital CC	850	737	2,811	1,178	3,661	1,916	23.2%	76.8%
Gateway CC	1,685	1,443	3,979	1,536	5,664	2,979	29.7%	70.3%
Housatonic CC	1,294	1,121	3,032	1,185	4,326	2,305	29.9%	70.1%
Manchester CC	2,319	2,034	3,643	1,419	5,962	3,453	38.9%	61.1%
Middlesex CC	822	709	1,580	584	2,402	1,293	34.2%	65.8%
Naugatuck Valley CC	2,038	1,771	3,429	1,317	5,467	3,088	37.3%	62.7%
Northwestern Ct. CC	451	395	1,026	352	1,477	747	30.5%	69.5%
Norwalk CC	1,853	1,659	3,814	1,459	5,667	3,118	32.7%	67.3%
Quinebaug Valley CC	554	478	1,152	417	1,706	894	32.5%	67.5%
Three Rivers CC	1,033	932	2,568	1,007	3,601	1,940	28.7%	71.3%
Tunxis CC	1,314	1,115	2,275	826	3,589	1,941	36.6%	63.4%
SYSTEM TOTAL	14,706	12,842	30,560	11,650	45,266	24,492	32.5%	67.5%

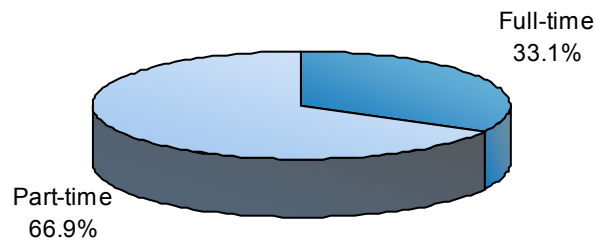
FULL-TIME/PART-TIME
SPRING 2007 COMBINED FUND CREDIT ENROLLMENT



CONNECTICUT COMMUNITY COLLEGES
GENERAL FUND CREDIT ENROLLMENT
FULL-TIME/PART-TIME
SPRING 2007

	<u>FULL-TIME</u>		<u>PART-TIME</u>		<u>TOTAL</u>		<u>PERCENT</u>	
	STUDENTS	FTE	STUDENTS	FTE	STUDENTS	FTE	Full-time	Part-time
Asnuntuck CC	493	448	974	315	1,467	763	33.6%	66.4%
Capital CC	850	737	2,714	1,151	3,564	1,889	23.8%	76.2%
Gateway CC	1,682	1,441	3,682	1,460	5,364	2,901	31.4%	68.6%
Housatonic CC	1,294	1,121	3,001	1,179	4,295	2,299	30.1%	69.9%
Manchester CC	2,268	1,989	3,640	1,419	5,908	3,408	38.4%	61.6%
Middlesex CC	822	709	1,555	578	2,377	1,287	34.6%	65.4%
Naugatuck Valley CC	2,038	1,771	3,318	1,291	5,356	3,062	38.1%	61.9%
Northwestern Ct. CC	437	381	1,007	352	1,444	733	30.3%	69.7%
Norwalk CC	1,853	1,659	3,814	1,459	5,667	3,118	32.7%	67.3%
Quinebaug Valley CC	554	478	1,116	407	1,670	885	33.2%	66.8%
Three Rivers CC	1,033	932	2,509	993	3,542	1,926	29.2%	70.8%
Tunxis CC	1,314	1,115	2,253	821	3,567	1,937	36.8%	63.2%
SYSTEM TOTAL	14,638	12,780	29,583	11,426	44,221	24,207	33.1%	66.9%

FULL-TIME/PART-TIME
SPRING 2007 GENERAL FUND CREDIT ENROLLMENT



CONNECTICUT COMMUNITY COLLEGES
EXTENSION FUND CREDIT ENROLLMENT
FULL-TIME/PART-TIME
SPRING 2007

	<u>FULL-TIME</u>		<u>PART-TIME</u>		<u>TOTAL</u>		<u>PERCENT</u>	
	STUDENTS	FTE	STUDENTS	FTE	STUDENTS	FTE	Full-time	Part-time
Asnuntuck CC	0	0	277	56	277	56	0.0%	100.0%
Capital CC	0	0	113	27	113	27	0.0%	100.0%
Gateway CC	0	0	317	78	317	78	0.0%	100.0%
Housatonic CC	0	0	31	6	31	6	0.0%	100.0%
Manchester CC	0	0	201	44	201	44	0.0%	100.0%
Middlesex CC	0	0	37	6	37	6	0.0%	100.0%
Naugatuck Valley CC	0	0	115	26	115	26	0.0%	100.0%
Northwestern Ct. CC	0	0	66	15	66	15	0.0%	100.0%
Norwalk CC	0	0	0	0	0	0		
Quinebaug Valley CC	0	0	38	10	38	10	0.0%	100.0%
Three Rivers CC	0	0	59	14	59	14	0.0%	100.0%
Tunxis CC	0	0	22	4	22	4	0.0%	100.0%
SYSTEM TOTAL	0	0	1,276	286	1,276	286	0.0%	100.0%

FULL-TIME/PART-TIME
SPRING 2007 EXTENSION FUND CREDIT ENROLLMENT

