



Education That Works For a Lifetime

**SPRING 2008 CREDIT ENROLLMENT REPORT
(February 20, 2008)**

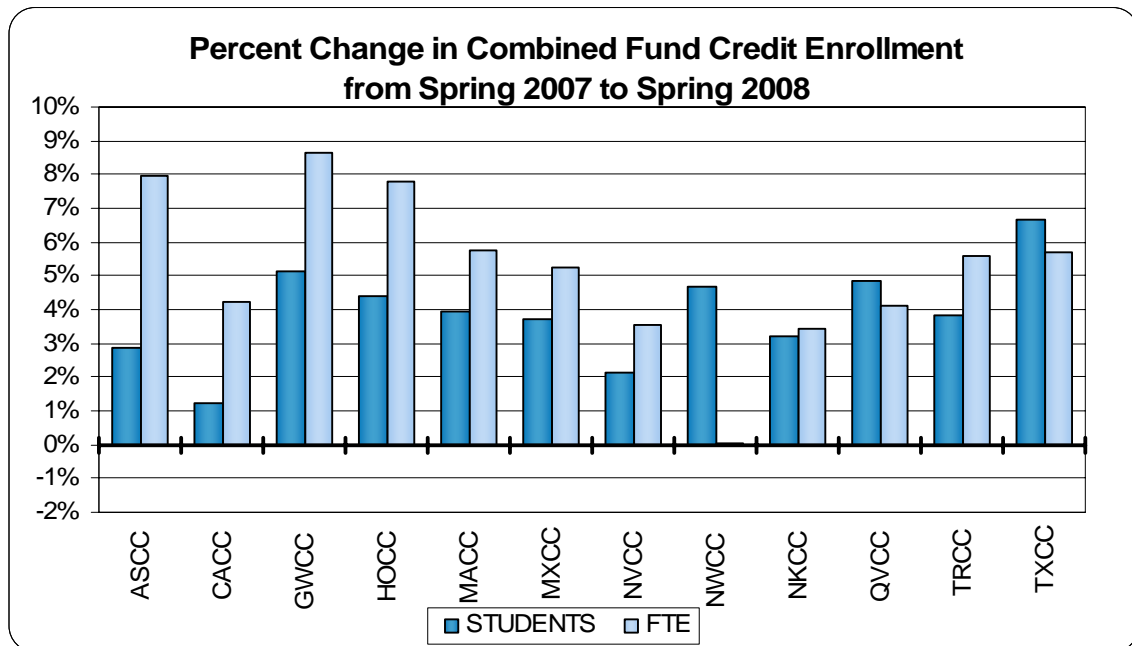
~~~~~  
Dennis G. Jones & Dr. Corby A. Coperthwaite  
Office of Planning, Research and Assessment  
Board of Trustees Community-Technical Colleges  
61 Woodland Street  
Hartford, Connecticut 06105

Phone: (860)244-7604  
Fax: (860)566-1308  
CCoperthwaite@commnet.edu

~~~~~

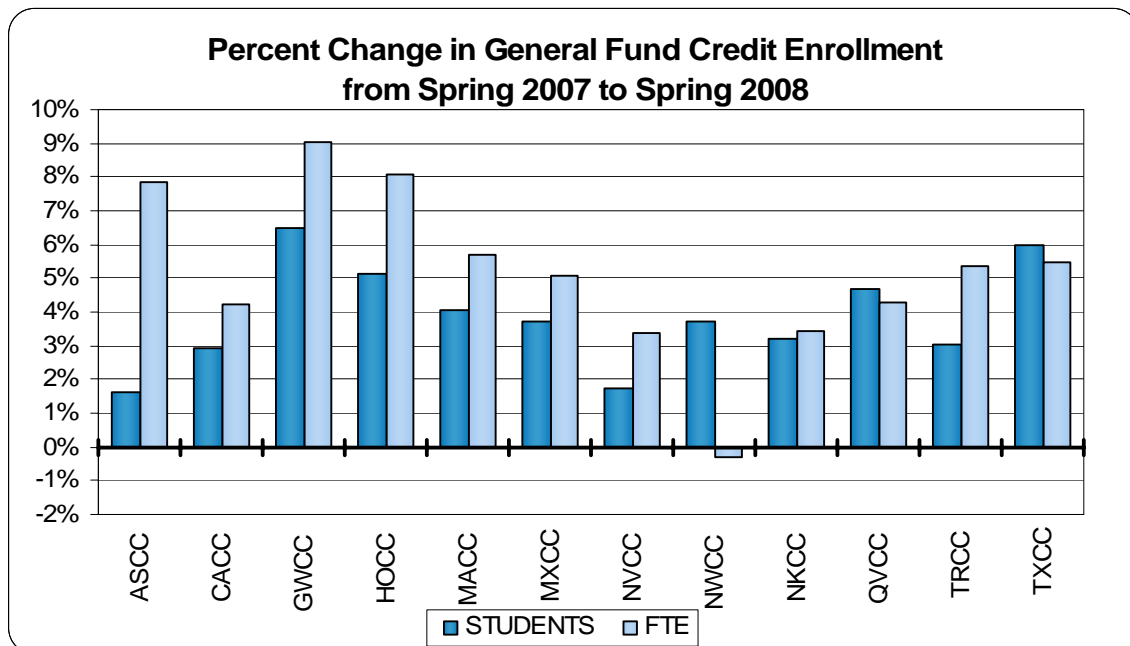
CONNECTICUT COMMUNITY COLLEGES
COMBINED FUND CREDIT FTE ENROLLMENT
SPRING 2007 & SPRING 2008

	<u>SPRING 2007</u>		<u>SPRING 2008</u>		<u>PERCENT CHANGE</u>	
	STUDENTS	FTE	STUDENTS	FTE	STUDENTS	FTE
Asnuntuck CC	1,744	819	1,794	884	2.9%	7.9%
Capital CC	3,661	1,916	3,706	1,997	1.2%	4.2%
Gateway CC	5,664	2,979	5,956	3,236	5.2%	8.6%
Housatonic CC	4,326	2,305	4,516	2,485	4.4%	7.8%
Manchester CC	5,962	3,453	6,196	3,650	3.9%	5.7%
Middlesex CC	2,402	1,293	2,491	1,361	3.7%	5.3%
Naugatuck Valley CC	5,467	3,088	5,584	3,196	2.1%	3.5%
Northwestern Ct. CC	1,477	747	1,546	748	4.7%	0.1%
Norwalk CC	5,667	3,118	5,848	3,226	3.2%	3.5%
Quinebaug Valley CC	1,706	894	1,789	931	4.9%	4.1%
Three Rivers CC	3,601	1,940	3,738	2,047	3.8%	5.6%
Tunxis CC	3,589	1,941	3,829	2,052	6.7%	5.7%
SYSTEM TOTAL	45,266	24,492	46,993	25,813	3.8%	5.4%



CONNECTICUT COMMUNITY COLLEGES
GENERAL FUND CREDIT FTE ENROLLMENT
SPRING 2007 & SPRING 2008

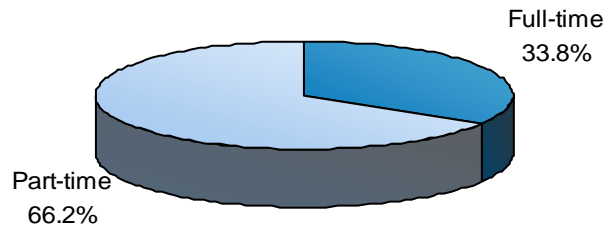
	<u>SPRING 2007</u>		<u>SPRING 2008</u>		<u>PERCENT CHANGE</u>	
	STUDENTS	FTE	STUDENTS	FTE	STUDENTS	FTE
Asnuntuck CC	1,467	763	1,491	823	1.6%	7.9%
Capital CC	3,564	1,889	3,672	1,969	3.0%	4.2%
Gateway CC	5,364	2,901	5,713	3,164	6.5%	9.1%
Housatonic CC	4,295	2,299	4,516	2,485	5.1%	8.1%
Manchester CC	5,908	3,408	6,146	3,602	4.0%	5.7%
Middlesex CC	2,377	1,287	2,465	1,353	3.7%	5.1%
Naugatuck Valley CC	5,356	3,062	5,449	3,166	1.7%	3.4%
Northwestern Ct. CC	1,444	733	1,498	731	3.7%	-0.3%
Norwalk CC	5,667	3,118	5,848	3,226	3.2%	3.5%
Quinebaug Valley CC	1,670	885	1,748	922	4.7%	4.3%
Three Rivers CC	3,542	1,926	3,649	2,029	3.0%	5.4%
Tunxis CC	3,567	1,937	3,781	2,042	6.0%	5.5%
SYSTEM TOTAL	44,221	24,207	45,976	25,512	4.0%	5.4%



CONNECTICUT COMMUNITY COLLEGES
 COMBINED FUND CREDIT ENROLLMENT
 FULL-TIME/PART-TIME
 SPRING 2008

	<u>FULL-TIME</u>		<u>PART-TIME</u>		<u>TOTAL</u>		<u>PERCENT</u>	
	STUDENTS	FTE	STUDENTS	FTE	STUDENTS	FTE	Full-time	Part-time
Asnuntuck CC	554	511	1,240	373	1,794	884	30.9%	69.1%
Capital CC	916	794	2,790	1,203	3,706	1,997	24.7%	75.3%
Gateway CC	1,893	1,635	4,063	1,601	5,956	3,236	31.8%	68.2%
Housatonic CC	1,509	1,299	3,007	1,186	4,516	2,485	33.4%	66.6%
Manchester CC	2,476	2,177	3,720	1,473	6,196	3,650	40.0%	60.0%
Middlesex CC	875	760	1,616	601	2,491	1,361	35.1%	64.9%
Naugatuck Valley CC	2,142	1,859	3,442	1,338	5,584	3,196	38.4%	61.6%
Northwestern Ct. CC	459	405	1,087	343	1,546	748	29.7%	70.3%
Norwalk CC	1,985	1,777	3,863	1,448	5,848	3,226	33.9%	66.1%
Quinebaug Valley CC	569	494	1,220	437	1,789	931	31.8%	68.2%
Three Rivers CC	1,152	1,042	2,586	1,005	3,738	2,047	30.8%	69.2%
Tunxis CC	1,365	1,158	2,464	893	3,829	2,052	35.6%	64.4%
SYSTEM TOTAL	15,895	13,911	31,098	11,903	46,993	25,813	33.8%	66.2%

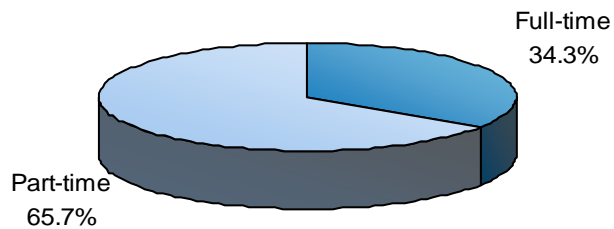
FULL-TIME/PART-TIME
 SPRING 2008 COMBINED FUND CREDIT ENROLLMENT



CONNECTICUT COMMUNITY COLLEGES
 GENERAL FUND CREDIT ENROLLMENT
 FULL-TIME/PART-TIME
 SPRING 2008

	<u>FULL-TIME</u>		<u>PART-TIME</u>		<u>TOTAL</u>		<u>PERCENT</u>	
	STUDENTS	FTE	STUDENTS	FTE	STUDENTS	FTE	Full-time	Part-time
Asnuntuck CC	554	511	937	312	1,491	823	37.2%	62.8%
Capital CC	896	776	2,776	1,192	3,672	1,969	24.4%	75.6%
Gateway CC	1,888	1,631	3,825	1,533	5,713	3,164	33.0%	67.0%
Housatonic CC	1,509	1,299	3,007	1,186	4,516	2,485	33.4%	66.6%
Manchester CC	2,410	2,119	3,736	1,484	6,146	3,602	39.2%	60.8%
Middlesex CC	875	760	1,590	593	2,465	1,353	35.5%	64.5%
Naugatuck Valley CC	2,140	1,857	3,309	1,309	5,449	3,166	39.3%	60.7%
Northwestern Ct. CC	449	393	1,049	337	1,498	731	30.0%	70.0%
Norwalk CC	1,985	1,777	3,863	1,448	5,848	3,226	33.9%	66.1%
Quinebaug Valley CC	568	493	1,180	429	1,748	922	32.5%	67.5%
Three Rivers CC	1,151	1,041	2,498	988	3,649	2,029	31.5%	68.5%
Tunxis CC	1,365	1,158	2,416	884	3,781	2,042	36.1%	63.9%
SYSTEM TOTAL	15,790	13,816	30,186	11,696	45,976	25,512	34.3%	65.7%

**FULL-TIME/PART-TIME
 SPRING 2008 GENERAL FUND CREDIT ENROLLMENT**



CONNECTICUT COMMUNITY COLLEGES
EXTENSION FUND CREDIT ENROLLMENT
FULL-TIME/PART-TIME
SPRING 2008

	<u>FULL-TIME</u>		<u>PART-TIME</u>		<u>TOTAL</u>		<u>PERCENT</u>	
	STUDENTS	FTE	STUDENTS	FTE	STUDENTS	FTE	Full-time	Part-time
Asnuntuck CC	0	0	303	61	303	61	0.0%	100.0%
Capital CC	3	2	105	26	108	28	2.8%	97.2%
Gateway CC	1	1	276	72	277	72	0.4%	99.6%
Housatonic CC	0	0	0	0	0	0		
Manchester CC	0	0	225	48	225	48	0.0%	100.0%
Middlesex CC	0	0	27	8	27	8	0.0%	100.0%
Naugatuck Valley CC	0	0	149	31	149	31	0.0%	100.0%
Northwestern Ct. CC	0	0	82	17	82	17	0.0%	100.0%
Norwalk CC	0	0	0	0	0	0		
Quinebaug Valley CC	0	0	43	9	43	9	0.0%	100.0%
Three Rivers CC	0	0	90	18	90	18	0.0%	100.0%
Tunxis CC	0	0	48	10	48	10	0.0%	100.0%
SYSTEM TOTAL	4	3	1,348	298	1,352	302	0.3%	99.7%

FULL-TIME/PART-TIME
SPRING 2008 EXTENSION FUND CREDIT ENROLLMENT

