



Education That Works For a Lifetime

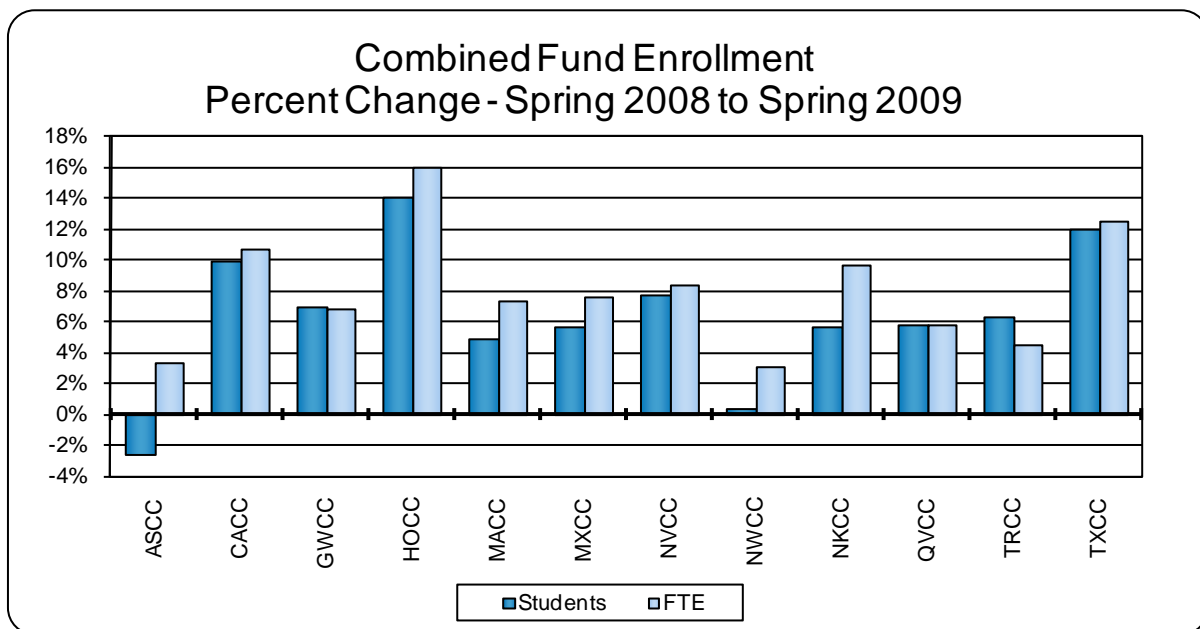
**SPRING 2009 CREDIT ENROLLMENT REPORT
(February 18, 2009)**

~~~~~  
Dennis G. Jones & Dr. Corby A. Coperthwaite  
Office of Planning, Research and Assessment  
Board of Trustees Community-Technical Colleges  
61 Woodland Street  
Hartford, Connecticut 06105

Phone: (860)244-7604  
Fax: (860)244-7879  
CCoperthwaite@commnet.edu  
~~~~~

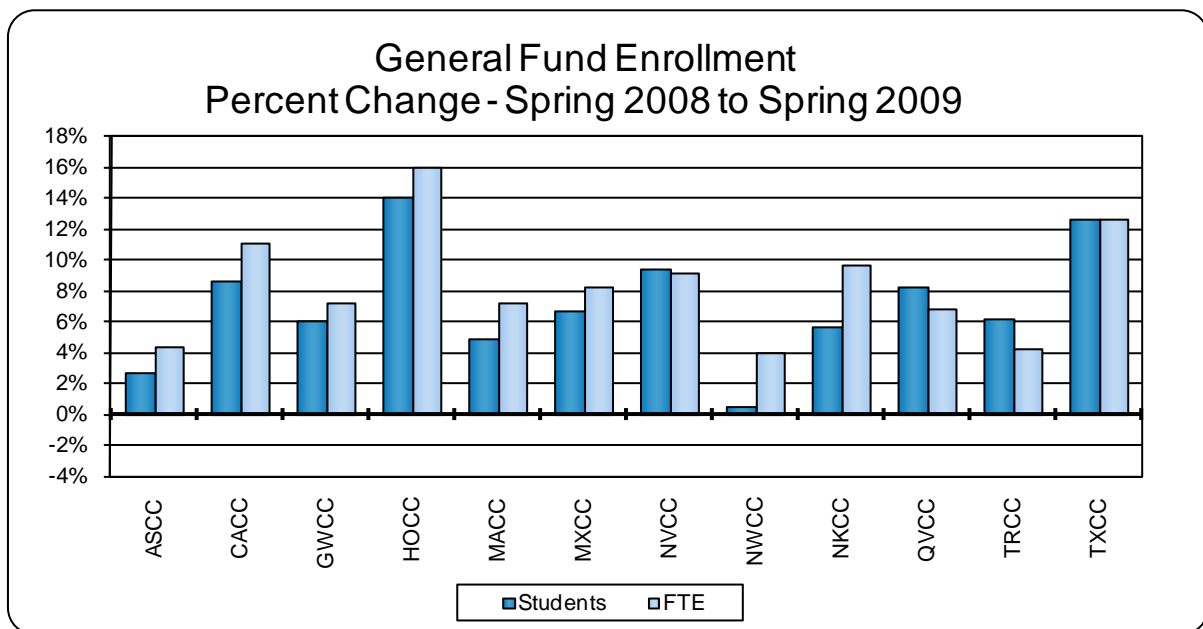
CONNECTICUT COMMUNITY COLLEGES
COMBINED FUND CREDIT FTE ENROLLMENT
SPRING 2008 & SPRING 2009

	SPRING 2008		SPRING 2009		PERCENT CHANGE	
	STUDENTS	FTE	STUDENTS	FTE	STUDENTS	FTE
Asnuntuck CC	1,794	884	1,748	914	-2.6%	3.3%
Capital CC	3,706	1,997	4,074	2,211	9.9%	10.7%
Gateway CC	5,956	3,236	6,375	3,459	7.0%	6.9%
Housatonic CC	4,516	2,485	5,152	2,882	14.1%	16.0%
Manchester CC	6,196	3,650	6,502	3,920	4.9%	7.4%
Middlesex CC	2,491	1,361	2,632	1,464	5.7%	7.6%
Naugatuck Valley CC	5,584	3,196	6,014	3,466	7.7%	8.4%
Northwestern Ct. CC	1,546	748	1,553	771	0.5%	3.1%
Norwalk CC	5,848	3,226	6,179	3,537	5.7%	9.7%
Quinebaug Valley CC	1,789	931	1,893	985	5.8%	5.8%
Three Rivers CC	3,738	2,047	3,974	2,139	6.3%	4.5%
Tunxis CC	3,829	2,052	4,289	2,308	12.0%	12.5%
SYSTEM TOTAL	46,993	25,813	50,385	28,055	7.2%	8.7%



CONNECTICUT COMMUNITY COLLEGES
GENERAL FUND CREDIT FTE ENROLLMENT
SPRING 2008 & SPRING 2009

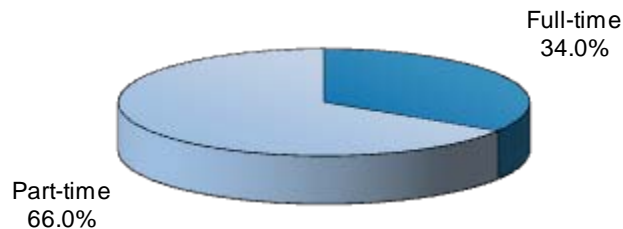
	SPRING 2008		SPRING 2009		PERCENT CHANGE	
	STUDENTS	FTE	STUDENTS	FTE	STUDENTS	FTE
Asnuntuck CC	1,491	823	1,532	859	2.7%	4.3%
Capital CC	3,672	1,969	3,989	2,188	8.6%	11.2%
Gateway CC	5,713	3,164	6,062	3,391	6.1%	7.2%
Housatonic CC	4,516	2,485	5,152	2,882	14.1%	16.0%
Manchester CC	6,146	3,602	6,447	3,865	4.9%	7.3%
Middlesex CC	2,465	1,353	2,632	1,464	6.8%	8.2%
Naugatuck Valley CC	5,449	3,166	5,965	3,455	9.5%	9.1%
Northwestern Ct. CC	1,498	731	1,506	760	0.5%	4.0%
Norwalk CC	5,848	3,226	6,179	3,537	5.7%	9.7%
Quinebaug Valley CC	1,748	922	1,893	985	8.3%	6.8%
Three Rivers CC	3,649	2,029	3,875	2,116	6.2%	4.3%
Tunxis CC	3,781	2,042	4,259	2,302	12.6%	12.7%
SYSTEM TOTAL	45,976	25,512	49,491	27,804	7.6%	9.0%



CONNECTICUT COMMUNITY COLLEGES
COMBINED FUND CREDIT ENROLLMENT
FULL-TIME/PART-TIME
SPRING 2009

	<u>FULL-TIME</u>		<u>PART-TIME</u>		<u>TOTAL</u>		<u>PERCENT</u>	
	STUDENTS	FTE	STUDENTS	FTE	STUDENTS	FTE	Full-time	Part-time
Asnuntuck CC	565	518	1,183	395	1,748	914	32.3%	67.7%
Capital CC	1,045	889	3,029	1,321	4,074	2,211	25.7%	74.3%
Gateway CC	2,002	1,736	4,373	1,723	6,375	3,459	31.4%	68.6%
Housatonic CC	1,753	1,517	3,399	1,365	5,152	2,882	34.0%	66.0%
Manchester CC	2,689	2,373	3,813	1,547	6,502	3,920	41.4%	58.6%
Middlesex CC	931	808	1,701	657	2,632	1,464	35.4%	64.6%
Naugatuck Valley CC	2,246	1,947	3,768	1,519	6,014	3,466	37.3%	62.7%
Northwestern Ct. CC	483	424	1,070	347	1,553	771	31.1%	68.9%
Norwalk CC	2,203	1,973	3,976	1,564	6,179	3,537	35.7%	64.3%
Quinebaug Valley CC	595	514	1,298	472	1,893	985	31.4%	68.6%
Three Rivers CC	1,134	1,020	2,840	1,119	3,974	2,139	28.5%	71.5%
Tunxis CC	1,495	1,273	2,794	1,034	4,289	2,308	34.9%	65.1%
SYSTEM TOTAL	17,141	14,992	33,244	13,063	50,385	28,055	34.0%	66.0%

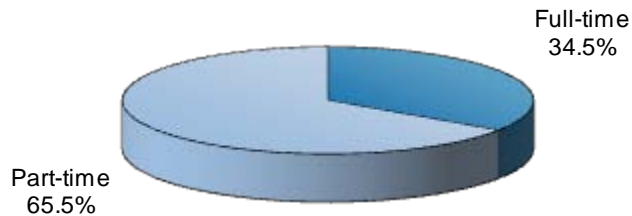
FULL-TIME/PART-TIME
SPRING 2009 COMBINED FUND ENROLLMENT



CONNECTICUT COMMUNITY COLLEGES
GENERAL FUND CREDIT ENROLLMENT
FULL-TIME/PART-TIME
SPRING 2009

	<u>FULL-TIME</u>		<u>PART-TIME</u>		<u>TOTAL</u>		<u>PERCENT</u>	
	STUDENTS	FTE	STUDENTS	FTE	STUDENTS	FTE	Full-time	Part-time
Asnuntuck CC	563	514	969	345	1,532	859	36.7%	63.3%
Capital CC	1,044	888	2,945	1,300	3,989	2,188	26.2%	73.8%
Gateway CC	2,001	1,735	4,061	1,656	6,062	3,391	33.0%	67.0%
Housatonic CC	1,753	1,517	3,399	1,365	5,152	2,882	34.0%	66.0%
Manchester CC	2,617	2,309	3,830	1,556	6,447	3,865	40.6%	59.4%
Middlesex CC	931	808	1,701	657	2,632	1,464	35.4%	64.6%
Naugatuck Valley CC	2,246	1,947	3,719	1,508	5,965	3,455	37.7%	62.3%
Northwestern Ct. CC	483	424	1,023	336	1,506	760	32.1%	67.9%
Norwalk CC	2,203	1,973	3,976	1,564	6,179	3,537	35.7%	64.3%
Quinebaug Valley CC	595	514	1,298	472	1,893	985	31.4%	68.6%
Three Rivers CC	1,134	1,020	2,741	1,096	3,875	2,116	29.3%	70.7%
Tunxis CC	1,495	1,273	2,764	1,028	4,259	2,302	35.1%	64.9%
SYSTEM TOTAL	17,065	14,922	32,426	12,883	49,491	27,804	34.5%	65.5%

FULL-TIME/PART-TIME
SPRING 2009 GENERAL FUND ENROLLMENT



CONNECTICUT COMMUNITY COLLEGES
EXTENSION FUND CREDIT ENROLLMENT
FULL-TIME/PART-TIME
SPRING 2009

	<u>FULL-TIME</u>		<u>PART-TIME</u>		<u>TOTAL</u>		<u>PERCENT</u>	
	STUDENTS	FTE	STUDENTS	FTE	STUDENTS	FTE	Full-time	Part-time
Asnuntuck CC	0	0	235	54	235	54	0.0%	100.0%
Capital CC	1	1	94	21	95	22	1.1%	98.9%
Gateway CC	0	0	318	68	318	68	0.0%	100.0%
Housatonic CC	0	0	0	0	0	0		
Manchester CC	0	0	250	55	250	55	0.0%	100.0%
Middlesex CC	0	0	0	0	0	0		
Naugatuck Valley CC	0	0	52	10	52	10	0.0%	100.0%
Northwestern Ct. CC	0	0	54	11	54	11	0.0%	100.0%
Norwalk CC	0	0	0	0	0	0		
Quinebaug Valley CC	0	0	0	0	0	0		
Three Rivers CC	0	0	105	23	105	23	0.0%	100.0%
Tunxis CC	0	0	30	6	30	6	0.0%	100.0%
SYSTEM TOTAL	1	1	1,138	250	1,139	251	0.1%	99.9%

FULL-TIME/PART-TIME
SPRING 2009 EXTENSION FUND ENROLLMENT

